

Back

- o Flat Cable Connectors SEK
- o *har-mik*®
- o D-Sub
- o InduCom





➔ Applications

Product details

09 21 064 3101 Female insert, Han 64 D

Series	Han D®, Han D® AV
Number of contacts	64 poles + PE
Size of hood/housing	Han® 24 B
Termination	Crimp termination
Insert material	Standard material
Contacts	Order separately
Electrical data	10 A 250 V 4 kV 3
RoHS compliant	Yes

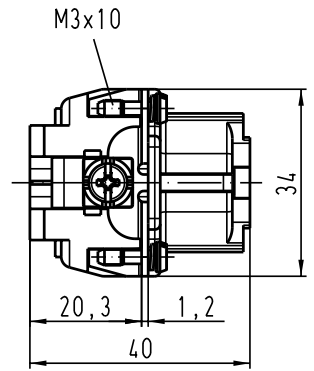
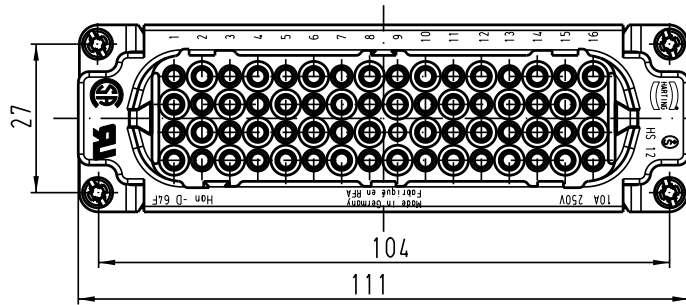
Available Downloads

Title	Format	
Data sheet	PDF	 download
CAD data 2D	DXF	 download
CAD data 3D	IGES	 download
CAD data 3D	STEP	 download

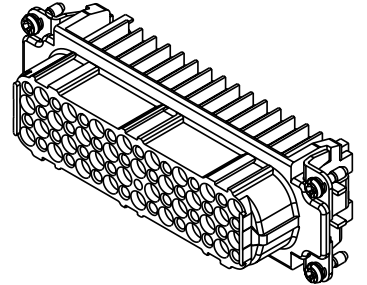
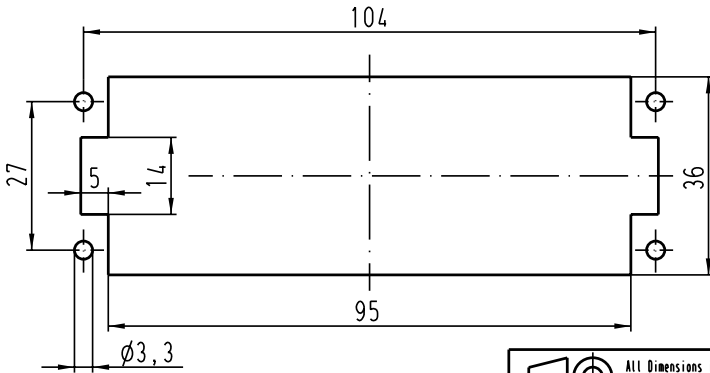
Inquiry

Alle Rechte vorbehalten / All rights reserved

5 4 3 2 1



Montageausschnitt /
panel cut out



All Dimensions in mm
Original Size DIN A 4

Techn. Character.

Nicht tolerierte Masse / free size tolerances

	Dat.	Name	Masstab/Scale
Detail.	12.04.99	KR	1:1
Insp.		SDT.	
Stand.			

Han 64D-F-c
Buchsenrager / female insert

410526	18.07.03	Ho
25626		
Mod.	Dat.	Name

HARTING Electric GmbH & Co. KG
D-32339 Espelkamp



TB 09 21 064 3101

Blatt / page

Sub. TB 09 21 0.. 3101 Bl.2/2 v. 09.12.92