

Axial Lead and Cartridge Fuses

Designed to IEC Standard

RoHS **Pb** **5 x 20 mm** Fast-Acting Fuse 217P Series




- Designed to International (IEC) Standards for use globally.
- Meets the IEC 60127-2, Sheet 2 specification for Fast-Acting Fuses.
- Available in Cartridge and Axial Lead Form.
- Available in ratings of 0.032 to 15 amperes.
- RoHS Compliant and Lead-Free

ELECTRICAL CHARACTERISTICS:

% of Ampere Rating	Ampere Rating	Opening Time
150%	.032–6.3	60 minutes, Minimum
	8-15	30 minutes, Minimum
210%	.032-15	30 minutes, Maximum
275%	.032–.100	0.01 sec., Min. ; .5 sec. Max.
	.125–15	0.05 sec., Min. ; 2 sec. Max.
400%	.032–.100	.003 sec., Min. ; 0.1 sec. Max.
	.125–6.3	.01 sec., Min. ; 0.3 sec. Max.
	8 - 15	.01 sec., Min. ; 0.4 sec. Max.
1000%	.032–6.3	.02 second, Maximum
	8-15	.04 second, Maximum

INTERRUPTING RATING: 35 amperes or 10 x rated current; (whichever is greater) to a maximum 100 amperes @ 250VAC, unity Power Factor.



ENVIRONMENTAL SPECIFICATIONS:

Operating temperature: -55°C to 125°C

Thermal Shock: MIL-STD-202F Method 107G, Test Condition B: (5 cycles -65°C to +125°C)

Vibration: MIL-STD-202F Method 201A

Humidity: MIL-STD-202F Method 103B, Test Condition A. high relative humidity (95%) and elevated temperature (40°C) for 240 hours.

Salt Spray: MIL-STD-202F Method 101D, Test Condition B

PHYSICAL SPECIFICATIONS:

Material: Body: Glass

Cap: Nickel Plated Brass

Leads: Tin Plated Copper

Terminal Strength: MIL-STD-202F Method 211A, Test Condition A

Solderability: Reference IEC 60127 Second Edition 2003-01 Annex A

Terminal strength: MIL-STD-202F Method 211A, Test Condition A

Product Marking: Cap 1: current and voltage rating.
Cap 2: Agency approval markings.

Packaging: Available in Bulk (V=5, H=100, M=1000 pcs/pkg) or on Tape/Reel (MRET1=1000 pcs/reel).

ORDERING INFORMATION:

Cartridge Catalog Number	Ampere Rating	Voltage Rating	Nominal Resistance Cold Ohms	Nominal Melting I ² t A ² Sec.
217.032P	.032	250	262.2	0.000060
217.040P	.040	250	183.2	0.000085
217.050P	.050	250	15.20	0.000190
217.063P	.063	250	10.45	0.000555
217.080P	.080	250	7.890	0.000828
217.100P	.100	250	5.775	0.00450
217.125P	.125	250	3.820	0.00477
217.160P	.160	250	2.525	0.010
217.200P	.200	250	1.700	0.024
217.250P	.250	250	1.233	0.042
217.315P	.315	250	0.894	0.112
217.400P	.400	250	0.277	0.127
217.500P	.500	250	0.207	0.219
217.630P	.630	250	0.190	0.409
217.800P	.800	250	0.120	0.847
217 001.P	1	250	0.096	1.042
217 1.25P	1.25	250	0.070	2.230
217 01.6P	1.6	250	0.053	4.616
217 002P	2	250	0.042	5.726
217 02.5P	2.5	250	0.033	9.460
217 3.15P	3.15	250	0.022	17.722
217 004.P	4	250	0.016	29.164
217 005.P	5	250	0.014	42.796
217 06.3P	6.3	250	0.009	62.466
217 008.P	8*	250	0.007	198.158
217 010.P	10*	250	0.006	217.633
217 015.P	15*	250	0.004	607.133

11
AXIAL LEAD AND CARTRIDGE FUSES

Axial Lead and Cartridge Fuses

Designed to IEC Standard

RoHS **Pb** **5 x 20 mm** Fast-Acting Fuse 217P Series

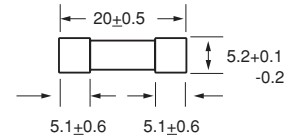


Agency Approvals

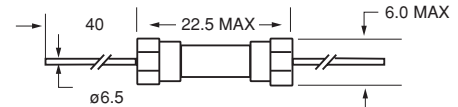
Agency Approvals		Ampere Range
	Cartridge NBK120802-E10480 A&C Leaded NBK120802-E10480 B&D	1A – 15A
	Certificate No. 2002010207007600 2002010207007599	32mA – 800mA 1A – 6.3A
	Certificate No. SU05001-3004 SU05001-2005 SU05001-2006 SU05001-2007	32mA – 40mA 50mA – 315mA 400mA – 6.3A 8A & 10A
	Recognised File No. E10480 Guide No. JDYX2	32mA – 6.3A
	File No. 029862 Acc. Class No. LR1422-30	
	Licence No. KM41462	400mA – 6.3A
	File No. 9848103, 9931059 304518 & 304555	32mA – 6.3A
	Licence No. 40014645	32mA – 8A, 10A*
	Licence No. 40016647	15A 32mA – 15A

*Approval for cartridge versions only

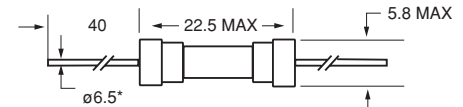
0217 000P



0217.032 XEP
to
0217.315 XEP



0217.400 XEP
to
0217015 XEP



All dimensions in mm

Notes:
* Ratings above 6.3A
have 0.8 mm dia lead

Average Time Current Curves

