

Power Distribution Blocks

600 Volts

Specifications:

- Connector, High Conductive Aluminum, Tin Plated
- Rated for Copper and Aluminum Wire
- Amp Rating Based on NEC Table 310-16 Using 75°C Copper Wire
- UL Recognized File No. XCFR2.E62806
- CSA Certified File No. LR19766
- CE
- For detailed SCCR information, please visit www.marathonsp.com



** Openings rated for #4-14 AWG are multiple wire rated: (2) #10 CU Str, (2 to 4) #12 CU Str, and (2 to 4) #14 CU Str.

*** Openings rated for #2-14 AWG are multiple wire rated: (2) #8 CU Str, (2) #10 CU Str, (2) #12 CU Str, and (2) #14 CU Str

Catalog #	Hinge Cover	Poles	Amps	Material	Connector Configuration	Line Wire Range	Openings Per Pole	Connector Configuration	Load Wire Range	Openings Per Pole
1411403 1412403 1413403 1414403		1 2 3 4	60	Thermoplastic		#2-#14 AWG	1		#10-#18 AWG	2
1411400 1412400 1413400 1414400		1 2 3 4	115	Thermoplastic		#2-#14 AWG	1		#10-#16 AWG	4
1320570 1321570 1322570 1323570	CH CH CH	Adder 1 2 3	175	Thermoplastic		2/0-#14 AWG	1		** #4-#14 AWG	4
1421570 1422570 1423570		1 2 3	175	Phenolic		2/0-#14 AWG	1		** #4-#14 AWG	4
1320580 1321580 1322580 1323580	CH CH CH	Adder 1 2 3	175	Thermoplastic		2/0-#14 AWG	1		** #4-#14 AWG	6
1402402 1403402		2 3	175	Phenolic		2/0-#14 AWG	1		** #4-#14 AWG	4
1402401 1403401		2 3	175	Phenolic		2/0-#14 AWG	1		** #4-#14 AWG	6
1402404 1403404		2 3	310	Phenolic		350 kcmil - #6 AWG	1		#4-#14 AWG	6
1331554 1332554 1333554	CH CH CH	1 2 3	310	Thermoplastic		350 kcmil - #6 AWG	1		#2/0-#14 AWG	2
1441401 1442401 1443401		1 2 3	335	Phenolic		400 kcmil - #6 AWG	1		#2-#14 AWG	6
1431552 1432552 1433552		1 2 3	335	Phenolic		400 kcmil - #6 AWG	1		#2-#14 AWG	4
1431553 1432553 1433553		1 2 3	335	Phenolic		400 kcmil - #6 AWG	1		#2-#14 AWG	6
1441560 1442560 1443560		1 2 3	335	Phenolic		400 kcmil - #6 AWG	1		#2-#14 AWG	8
1331552 1332552 1333552	CH CH CH	1 2 3	335	Thermoplastic		400 kcmil - #6 AWG	1		*** #2-#14 AWG	4

CH = Available with hinge cover attached
See pages 54-56 for dimensional information

Power Distribution Blocks































600 Volts

Specifications:

- Connector, High Conductive Aluminum, Tin Plated
- Rated for Copper and Aluminum Wire
- Amp Rating Based on NEC Table 310-16 Using 75°C Copper Wire
- UL Recognized File No. XCFR2.E62806
- CSA Certified File No. LR19766
- CE
- For detailed SCCR information, please visit www.marathonsp.com

** Openings rated for #4-14 AWG are multiple wire rated:
(2) #10 CU Str, (2 to 4) #12 CU Str, and (2 to 4) #14 CU Str.

*** Openings rated for #2-14 AWG are multiple wire rated:
(2) #8 CU Str, (2) #10 CU Str, (2) #12 CU Str, And
(2) #14 CU Str

Catalog #	Hinge Cover	Poles	Amps	Material	Connector Configuration	Line Wire Range	Openings Per Pole	Connector Configuration	Load Wire Range	Openings Per Pole
1431555		1	350	Phenolic		#2/0-#14 AWG	2		** #4-#14 AWG	6
1432555		2								
1433555		3								
1331555	CH	1	350	Thermoplastic		#2/0-#14 AWG	2		** #4-#14 AWG	6
1332555	CH	2								
1333555	CH	3								
1441551		1	380	Phenolic		500 kcmil - #4 AWG	1		#2-#14 AWG	6
1442551		2								
1443551		3								
1451579		1	380	Phenolic		500 kcmil - #4 AWG	1		#2/0-#14 AWG	6
1452579		2								
1453579		3								
1331587	CH	1	380	Thermoplastic		500 kcmil - #4 AWG	1		***#2-#14 AWG 350 kcmil - #6 AWG	3
1332587	CH	2								
1333587	CH	3								
1431587		1	380	Phenolic		500 kcmil - #4 AWG	1		***#2-#14 AWG 350 kcmil - #6 AWG	3
1432587		2								
1433587		3								
1451594		1	380	Phenolic		500 kcmil - #4 AWG	1		#2-#14 AWG	8
1452594		2								
1453594		3								
1451552		1	380	Phenolic		500 kcmil - #4 AWG	1		#2-#14 AWG	12
1452552		2								
1453552		3								
1331588	CH	1	420	Thermoplastic		600 kcmil - #2 AWG	1		*** #2-14 AWG #1/0 - #14 AWG	6
1332588	CH	2								
1333588	CH	3								
1331595	CH	1	420	Thermoplastic		600 kcmil - #2 AWG	1		** #4-#14 AWG	12
1332595	CH	2								
1333595	CH	3								
1331585	CH	1	420	Thermoplastic		600 kcmil - #2 AWG	1		*** #2-#14 AWG	8
1332585	CH	2								
1333585	CH	3								
1331575	CH	1	420	Thermoplastic		600 kcmil - #2 AWG	1		2/0-#14 AWG	4
1332575	CH	2								
1333575	CH	3								
1331565	CH	1	420	Thermoplastic		600 kcmil - #2 AWG	1		250 kcmil - #1/0 AWG	2
1332565	CH	2								
1333565	CH	3								
1331596	CH	1	510	Thermoplastic		250 kcmil - #1/0 AWG	2		** #4-#14 AWG	12
1332596	CH	2								
1333596	CH	3								
1331597	CH	1	510	Thermoplastic		250 kcmil - #1/0 AWG	2		*** #2-#14 AWG	8
1332597	CH	2								
1333597	CH	3								

CH = Available with hinge cover attached
See pages 54-57 for dimensional information

Power Distribution Blocks (Cont.)




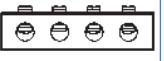





















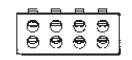


600 Volts

Specifications:

- Connector, High Conductive Aluminum, Tin Plated - Rated for Copper and Aluminum Wire
- CU Connector, High Conductive Copper, Tin Plated, Rated for Copper Wire Only
- Amp Rating Based on NEC Table 310-16 Using 75°C Copper Wire
- UL Recognized File No. XCFR2.E62806
- CSA Certified File No. LR19766
- CE
- For detailed SCCR information, please visit www.marathonsp.com

** Openings rated for #4-14 AWG are multiple wire rated:
(2) #10 CU Str, (2 to 4) #12 CU Str, and (2 to 4) #14 CU Str.

*** Openings rated for #2-14 AWG are multiple wire rated:
(2) #8 CU Str, (2) #10 CU Str, (2) #12 CU Str, and
(2) #14 CU Str

Catalog #	Hinge Cover	Poles	Amps	Material	Connector Configuration	Line Wire Range	Openings Per Pole	Connector Configuration	Load Wire Range	Openings Per Pole
1331598	CH	1	510	Thermoplastic		250 kcmil - #1/0 AWG	2		2/0 -#14 AWG	4
1332598	CH	2								
1333598	CH	3								
1451587		1	665	Phenolic		500 kcmil - #4 AWG 350 kcmil - #4 AWG	1 1		2/0 -#14 AWG	4
1452587		2								
1453587		3								
1451592		1	760	Phenolic		500 kcmil - #4 AWG	2		** #4 - #14 AWG	12
1452592		2								
1453592		3								
1451586		1	760	Phenolic		500 kcmil - #4 AWG	2		2/0 -#14 AWG	8
1452586		2								
1453586		3								
1451411		1	840	Phenolic		600 kcmil - #2 AWG	2		3/0 - #6 AWG ** #4 - #14 AWG	4 4
1452411		2								
1453411		3								
1320970		Adder	175	Thermoplastic	CU 	2/0 - #14 AWG	1		** #4- #14 AWG	4
1321970	CH	1								
1322970	CH	2								
1323970	CH	3								
1421970		1	175	Phenolic	CU 	2/0 - #14 AWG	1		** #4- #14 AWG	4
1422970		2								
1423970		3								
1431955		1	350	Phenolic	CU 	2/0 - #14 AWG	2		** #4- #14 AWG	6
1432955		2								
1433955		3								
1431953		1	380	Phenolic	CU 	500 kcmil - #4 AWG	1		#2-#14 AWG	6
1432953		2								
1433953		3								
1331955	CH	1	350	Thermoplastic	CU 	2/0 - #14 AWG	2		** #4 -#14 AWG	6
1332955	CH	2								
1333955	CH	3								
1331953	CH	1	380	Thermoplastic	CU 	500 kcmil - #4 AWG	1		*** #2 -#14 AWG	6
1332953	CH	2								
1333953	CH	3								
1451992		1	760	Phenolic	CU 	500 kcmil - #4 AWG	2		#2 -#14 AWG	12
1452992		2								
1453992		3								
1451986		1	760	Phenolic	CU 	500 kcmil - #4 AWG	2		2/0-#14 AWG	8
1452986		2								
1453986		3								
1453401		3	2280	Phenolic		500 kcmil - #4 AWG	6		2/0-#14 AWG	18

CH = Available with hinge cover attached
See pages 54-57 for dimensional information