



PSA-25L



PSA-25L COMPACT OEM OPEN FRAMES
Single and Multiple Output

Dimensions

Length: 91.5mm (3.6in)

Width: 63mm (2.48in)

Height: 29mm (1.14in) — for PSA25L-30, Height: 33.5mm (1.32in)

Weight: 150gm (5.33oz)


MODEL	DC OUTPUT VOLTAGE	LOAD	
		Min	Max
PSA-25L-033*	+3.3V	0.0A	5.0A
PSA-25L-050*	+5V	0.0A	4.0A
PSA-25L-120	+12V	0.0A	2.0A
PSA-25L-150	+15V	0.0A	1.7A
PSA-25L-240*	+24V	0.0A	1.0A
.....			
PSA-25L-201	+5V	0.2A	2.6A (3A pk)
	+12V	0.0A	1.0A (1.5 pk)

PSA-25L-301	+5V	0.2A	2.0A
	+12V	0.12A	1.0A (1.5A pk)
	-12V	0.02A	0.3A (0.5A pk)

**Note: Special order items. Minimum order quantity of 1000 pieces is required.*



25 Watt Single and Multiple Output PSA25L Compact Open Frames



Features

- 3.6" x 2.48" Footprint
- Low Profile fits 1U Height Requirement
- Class B Conducted EMI
- Low Cost
- Over Voltage and Short Circuit Protection

Applications

- Networking
- Compact Equipment
- Peripherals and Terminals
- Microcomputers

Safety Approvals

- cUL/UL
- CE (Low Voltage Directive)
- TUV

Mechanical Characteristics

- Length: 91.5mm (3.6inch)
- Width: 63mm (2.48inch)
- Height: 29mm (1.14in)
- Height: 33.5mm (1.32in) for PSA25L-301
- Weight: 150gm (5.33oz.)

Output Specifications

Model	DC Output Voltage	Load		Ripple (2) P-P (max.)	Regulation Line / Load	
		Min.	Max.(1)			
PSA25L-033	+3.3V	0.05A	5A	50mV	±50mV	±100mV
PSA25L-050	+5V	0.05A	4A	50mV	±50mV	±100mV
PSA25L-120	+12V	0.05A	2A	120mV	±50mV	±100mV
PSA25L-150	+15V	0.05A	1.7A	150mV	±50mV	±100mV
PSA25L-240	+24V	0.05A	1A	240mV	±50mV	±100mV
PSA25L-201	+5V	0.2A	2.6A	50mV	±3%	±5%
	+12V	0A	1A	120mV	±3%	±5%
PSA25L-301	+5V	0.2A	2A	50mV	±1%	±5%
	+12V	0.1A	1A	120mV	±1%	±10%
	-12V	0A	0.3A	120mV	±1%	±5%

(1) 30CFM forced air required.

(2) Measured by using a 12 inch twisted pair terminal with a 10uF capacitor and a 0.1uF ceramic capacitor in parallel.

PSA25L Characteristics

INPUT:

AC Input Voltage Rating

100 to 240VAC

AC Input Voltage Range

90 to 264VAC

AC Input Frequency

47 to 63Hz

Input Current

0.8-1A (rms) maximum @ 120VAC
0.4-0.5A (rms) maximum @ 240VAC

Leakage Current

<0.25mA 254VAC, 60Hz

Inrush Current

30A for 120VAC at maximum load
60A for 240VAC at maximum load
(Cold start @ ambient 25°C)

OUTPUT:

Efficiency

70% minimum

Hold-up Time

16mS minimum @ maximum load, and 120VAC 60Hz

Over-Voltage Protection

By Zener Diode Clamping

Short Circuit Protection

Output equipped with short circuit protection – auto restart
Output can be shorted permanently without damage

ENVIRONMENTAL:

Temperature

Operation 0 to +40°C
Non-operation -25 to +75°C

Humidity

Operation 0 to 85% Non-Condensing
Non-operation 0 to 90% Non-Condensing

Emissions

Conducted:
FCC Class B
EN55022 Class B

Radiated:

FCC Class A
EN55022 Class A

Dielectric Withstand (Hi-pot) Test

Input to output: 3000VAC for 1minute 10mA

Insulation Resistance

Input to output: >10M OHM, 500VDC

Input Connector

Molex 09-50-3031 or equivalent

Output Connector

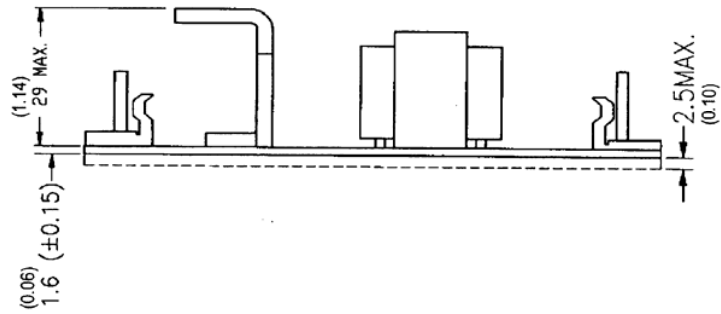
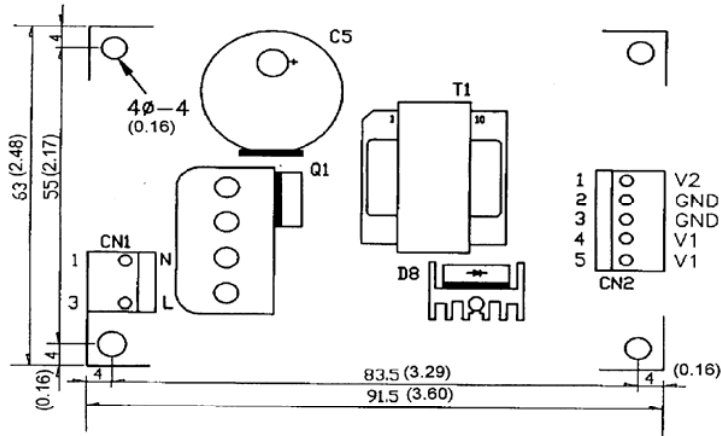
Single and Dual output:
Molex 09-50-3051 or equivalent
Single: Pin 1: NC; Pin 2, 3: COM; Pin 4, 5: V1
Dual: Pin 1: V2; Pin 2, 3: COM; Pin 4, 5: V1

Triple output:

Molex 09-50-3061 or equivalent
Pin 1: V2; Pin 2, 3: V1; Pin 4, 5: COM; Pin 6: V3

Dimension Diagram Unit: mm (inch)

Single and Dual Outputs:



Triple Output:

