



















DISCONNECT

CDTTU	CDTTU-SH	CKT4U	CSDL4U	CSDL6U	DDDL4U
					
sliding link PAGE 28	sliding link PAGE 28	knife contact PAGE 29	lever PAGE 29	lever PAGE 29	double level PAGE 29





FUSE BLOCKS

CSFL4U	CSFL4U(L)	CAFL4U	CAFL4U(L)	CAFL4U(N)	CSFL6U
					
Ø5x20, Ø5x25 mm fuse PAGE 30	Ø5x20, Ø5x25 mm fuse with LED PAGE 30	Ø1/4 inch fuse PAGE 31	Ø1/4 inch fuse with LED PAGE 31	Ø1/4 inch fuse with neon PAGE 31	Ø5x20, Ø5x25 mm fuse PAGE 31







FUSE BLOCKS

DDFL4U	DDFL4U(E)	DDFL4ULR	DDFL4U(E)LR	FUSE HOLDER CB1038	THERMOCOUPLE CTT2.5 (4 TYPES)
					
double level PAGE 32	with LED PAGE 32	double level PAGE 33	with LED PAGE 33	Ø10x38 mm fuse PAGE 34-36	temperature measuring PAGE 37








STUD TYPE TERMINAL BLOCKS


CSTSN4U	CSTSN5U	CSTSB4U	CSTSB5U
			
with nuts PAGE 38	with nuts PAGE 38	with barrel screws PAGE 39	with barrel screws PAGE 39

INDICATOR/DIODE

CDL4(E)D1/D2	CDL4(E)D3	CDL4U(E)DD1/DD2	CDL4U(E)DD3/DD4	CDL4U(E)D4	CDL4U(E)DD5
					
for contactors and solenoid PAGE 40	for reverse polarity PAGE 40	for lamp testing PAGE 41	for lamp testing PAGE 41	for lamp testing PAGE 41	for lamp testing PAGE 41

INDICATOR/DIODE

CDL4U(E)N1	CDL4U(E)LD5	CDL4U(E)LD3	CDL4U(E)LD4	CDL4U(E)LD1/LD2	CDL4U(E)L1/L2	CDL4U(O)
						
voltage indicator with neon PAGE 42	voltage indicator LED PAGE 42	voltage indicator LED PAGE 42	voltage indicator LED PAGE 43	voltage indicator LED PAGE 43	voltage indicator LED PAGE 43	component carrier PAGE 43



As a leading supplier of terminal blocks for over 17 years, Altech continues to expand the line with the most competitively priced blocks in the business. Whatever your needs from simple wire terminations to sophisticated electronic functions we have standard and miniature DIN Rail mounted terminal blocks to meet them. Available as individual terminal blocks or in custom-made assemblies, look to Altech for the following functions, and more.



- Feed-through
- Disconnect
- High current
- Multi-level
- Ground
- Fuse
- Integrated electronics, standard and custom

When you are competing in the global marketplace, you need world-class capabilities. Altech DIN Rail components put those capabilities at your fingertips. Altech's level of quality meets or exceeds every national and international standard for performance and safety.

DIN RAIL TERMINAL BLOCKS

THE DIN CONCEPT

The heart of the Altech philosophy is the standardized DIN Rail and snap-on terminal block. The DIN Rail makes possible a compact, organized arrangement of terminal blocks and other DIN Rail mount components. This gives more than just the appearance of quality; it saves time and space, enhances design capabilities and provides a centralized connect-disconnect area where external and/or internal wiring can be connected quickly and efficiently. At the same time, the DIN concept allows designers to take advantage of constant advances in terminal block technology. Altech DIN Rail components do more than terminate wires. They distribute power and ground, protect against overloads and perform a host of other sophisticated functions. Whatever the application: control systems, instrumentation, automation—DIN Rail terminal blocks can help you create it and keep it as up-to-date as tomorrow.




SCREW CLAMP TERMINAL BLOCK

Altech terminal blocks feature screw clamps for maximum wiring efficiency and reliability. The blocks are supplied with open clamps, ready to accept wires. No special wire preparation or wire lugs are required. Simply strip the wire, insert and tighten the screw to the torque for gas-tight, vibration resistant, solid connections.

The screw clamp design uses a tin-plated, solid copper or solid brass current bar with grooved serration, a steel cage clamp and screws. As the clamp is tightened, the wire is pressed firmly against the current bar, ensuring positive connections every time. The steel parts are zinc plated and passivated by a golden yellow chromate layer for maximum resistance against oxidation.

When applying tightening torques, use our straight blade screwdriver to fit the screw hole guides located in the terminal block housings.

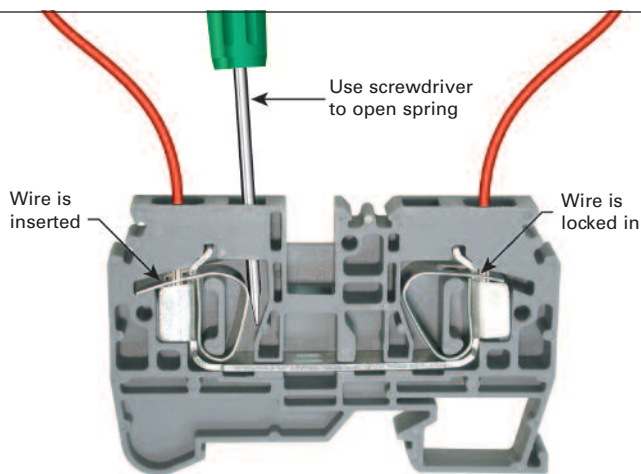


SPRING CLAMP CONNECTION

The spring clamp series terminal blocks offer a time saving alternative to the popular screw clamp connection.

The pre-stressed spring is opened using a tool (screw driver) so the conductor can be inserted into the insertion space through an opening in the spring leg. The conductor is pulled against the current bar under spring force when the tool is removed.

A high contact force is achieved by the design of the spring clamp system. The design delivers a secure and reliable connection for any application.




HOUSINGS

The metal parts of Altech terminal blocks are housed in precision-molded, self-extinguishing polyamide 6.6 material for maximum dielectric strength, electrical insulation and temperature resistance. Standard features on all housings include funnel-shaped wire entry openings and screwdriver guides.

SPECIFICATIONS

Material	Polyamide 6.6
Specific Gravity	1.2 - 1.5
Upper Limit Temperature	105°C*
Lower Limit Temperature	- 50°C
Volume Resistivity	10 ¹² Ω cm
Surface Resistivity	10 ¹⁰ Ω
Dielectric Strength	400KV/cm
Flammability (UL 94)	V2 Grade*



* All blocks are available with 130°C material, VO grade, on request.

ATEX APPROVED TERMINAL BLOCKS AEx eII EEx eII ⚡

Many of Altech terminal blocks are **AEx eII EEx eII ATEX*** approved. They can be used in potentially explosive applications which may occur in chemical and petrochemical industry. These terminals can be used in Class 1, Zones 0, 1 and 2 hazardous locations. These terminal blocks comply to EN 500019.

The ATEX Directive besides taking into account the electrical sources of explosion, also considering potentially explosive concentrations of gas, vapor or mist along with dust in the air. The ATEX Directive identifies two groups of equipment as per EN 50014.

Group 1 where the equipment is intended for use in mining applications.

Group 2 where the equipment is intended for all situations other than mines.

These groups are further classified into Zones. Zones are areas where there is risk of flammable material being released in the atmosphere. These zones describe the probability of a flammable material being released to atmosphere in explosive concentrations.

Zone 0 is the highest risk zone where an explosive atmosphere is expected to exist continuously or for very long periods of time.

Zone 1 is an area where an explosive atmosphere is expected to exist for short periods of time, but during a year the accumulation of such events is not in excess of 10000 hours.

Zone 2 is an area where an explosive concentration of flammable material is not expected and should it be released it will only exist for a very short period of time and where the accumulation of events over a year does not exceed much in excess of 10 hours.


*CERT #TUV 06 ATEX 29684

CUSTOM ASSEMBLIES

The beauty of the DIN Rail concept is its convenience; the unsurpassed ease with which many different components and devices can be mounted on the same rail.

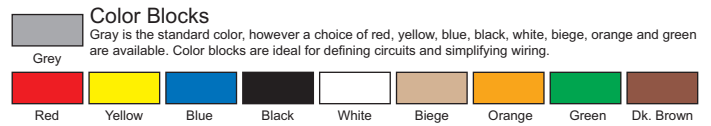
Altech has made things even easier by making it possible for you to order custom designed assemblies with a single part number or, for that matter, your own drawing number. No need to order a multitude of parts, no more unwanted inventories of bulk-packaged accessories.

Send Altech your drawings or specifications, and our experienced staff will build, mark and ship your assembly, ready for installation. Our on-staff engineers will also assist you in reviewing your drawings.



COLOR BLOCKS

Gray is the standard color, however a choice of red, yellow, blue, black, white, biege, orange and green are available. Color blocks are ideal for defining circuits and simplifying wiring.



ACCESSORIES


Altech offers a comprehensive array of DIN Rail accessories, carefully crafted to enhance your design capabilities and to put the crucial finishing touch on your designs.

Internal and External Jumpers are available in standard 2, 3, 4 and 10 pole assemblies for interconnection to distribute potentials within terminal block assemblies.

Marking Tags make DIN Rail assemblies easier to wire and facilitate troubleshooting. Altech's extensive terminal block marking system includes standard or custom imprinted snap-on tags in a variety of sizes for circuit identification. The Altech marking system offers two different versions of marking systems for printing of accessories.

DIN Rails are internationally standardized and available in 35mm, 32mm, and 15mm sizes, with or without perforations.

To help with your selection, the appropriate rail size for each terminal block is listed in the ordering information on each page. Additional selection and ordering information for DIN Rails can be found in the Accessories Section.



Last, but not least, the indispensable extras. End Stops prevent terminal blocks and other components from sliding laterally on the rail. End Plates close off the last terminal in a row of terminals. Isolation Partitions provide visual separation of terminal groups and ensure electrical isolation between adjacent terminals of different potentials. A wide selection of insulated and uninsulated ferrules is offered for your applications and whenever stranded flexible wires must be terminated.

Finally, Altech's carefully chosen, top-quality tools make wire preparation and connection fast, easy and efficient. Our selection includes insulated and uninsulated screwdrivers, wire strippers and hand, power and semi-automatic crimpers.

