

CATALOG LISTING
 6PA205
 PAGE 1 OF 1
 RELEASE NO. PR-22293
 REPLACES X11531-EN

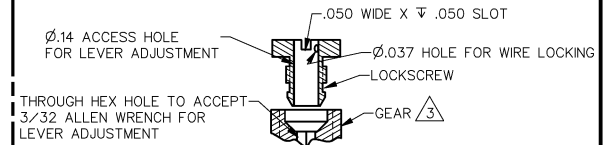
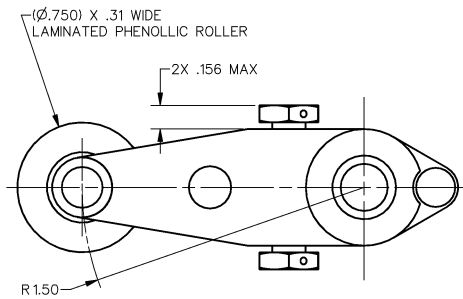
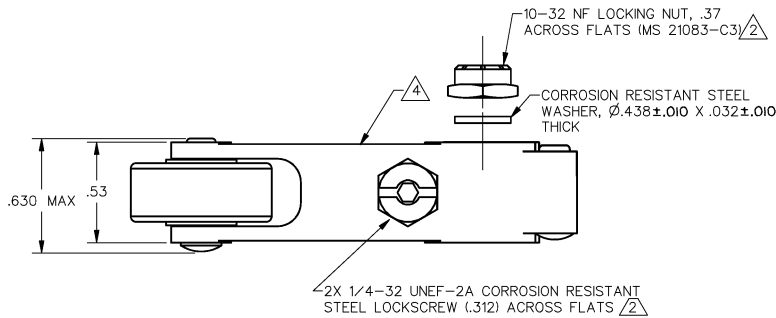
ISSUE
 6
 REVISIONS
 A 1312293
 B 0085170
 C 0094031
 D 0094418
 E 0017178
 F 0017178
 G 0017178
 H 0017178
 I 0017178
 J 0017178
 K 0017178
 L 0017178
 M 0017178
 N 0017178
 O 0017178
 P 0017178
 Q 0017178
 R 0017178
 S 0017178
 T 0017178
 U 0017178
 V 0017178
 W 0017178
 X 0017178
 Y 0017178
 Z 0017178
 FORMTEK
 DRAWN
 J J A 13 AUG 96
 CHECK
 J A F 23 AUG 96
 CHECK
 R J 25 NOV 05
 CHECK

MICRO SWITCH
 a Honeywell Division
 FED. MFG. CODE 91224

PACKET

CATALOG LISTING
 6PA205

THIS DRAWING COVERS A PROPRIETARY ITEM AND IS THE PROPERTY OF MICRO SWITCH, A DIVISION OF HONEYWELL. THIS DRAWING IS NOT TO BE COPIED OR USED WITHOUT THE APPROVAL OF MICRO SWITCH



2X LEVER ADJUSTMENT DETAIL
 LEVER MAY BE ADJUSTED FOR AN INFINITE NUMBER OF POSITIONS THRU 360°. ADJUSTMENT IS MADE BY LOOSENING THE LOCK NUT AND THEN THE LOCKSCREW AND TURNING GEAR UNTIL LEVER IS IN DESIRED POSITION. LOCKSCREW AND LOCK NUT ON SHAFT IS THEN TIGHTENED TO POSITIVELY LOCK LEVER IN POSITION.

- NOTES
 1 PARTS FURNISHED UNASSEMBLED IN BULK AS A PACKET
 2 DO NOT APPLY MORE THAN 20-25 INCH-POUNDS OF TORQUE WHEN TIGHTENING LOCKING NUT
 3 WORK GEAR TO TURN WITH 6 IN-LB MAX TORQUE WITH SCREWS LOCKED OUT TIGHT
 4 ALUMINUM DIE CAST LEVER COATED WITH SOLID FILM LUBRICANT (BLACK GRAPHITE)

THIRD ANGLE PROJECTION	
SCALE 2:1	
DO NOT SCALE PRINT	
UNLESS OTHERWISE SPECIFIED TOLERANCES ARE	
ONE PLACE	(.0) $\pm .030$
TWO PLACE	(.00) $\pm .015$
THREE PLACE	(.000) $\pm .005$
ANGLES	\pm
WEIGHT	

ANSI Y14.5M-1982 APPLIES