


[Home](#) > Product Details

PMC30E



Features

- Universal input (AC85-264V)
- V1 isolated from V2 and V3
- Small and compact size
- PMC50E, 75E, 100E : AC85 - 132V/AC170 - 264V)
- Built-in Inrush Current Protection
- Stabilized output voltage (V1, V2, V3)
- Built-in Over Voltage Protection
- RoHS Compliant

Safety Agency Approvals


- Complies with DEN-AN
- UL1950
- CSA
- EN60950
- VDE0160

EMI Compliance

- FCC-B

3 year warranty(refer to Instruction Manual)

Model	Input Voltage [V]	Output Wattage [W]	DC Output [V/A]
PMC30E-1	DC 110 - 370 AC 85 - 264	33	-12 - 12V 0.3 - 3A
PMC30E-2	DC 110 - 370 AC 85 - 264	33	-15 - 15V 0.5 - 3A



- ① Series name
- ② Output wattage
- ③ UL recognized, TÜV approved, CSA certified
: E
- ④ Output voltage combination
- ⑤ Optional
C : with Coating
G : Low leakage current

PMC

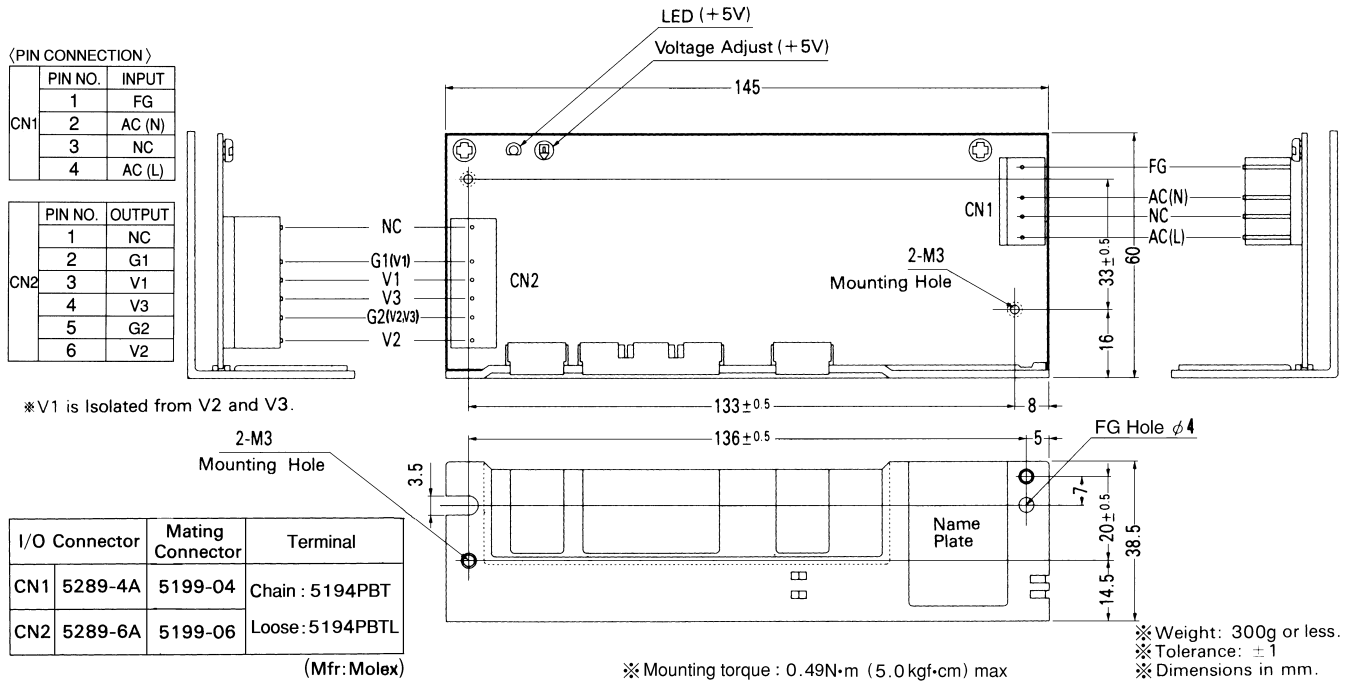
MODEL		PMC30E-1	PMC30E-2
DC OUTPUT	V1	+5V 3.0A	+5V 3.0A
	V2	+12V 1.2A	+15V 0.7A
	V3	-12V 0.3A	-15V 0.5A

SPECIFICATIONS

	MODEL	PMC30E-1	PMC30E-2					
INPUT	VOLTAGE[V]	AC85 - 264 1 φ or DC110 - 370						
	CURRENT[A]	ACIN 100V	0.8typ (Io=100%) Universal Input					
		ACIN 200V	0.4typ (Io=100%) Universal Input					
	FREQUENCY[Hz]	47 - 440 or DC						
	EFFICIENCY[%]	ACIN 100V	65typ (Io=100%)					
	INRUSH CURRENT[A]	ACIN 100V	25typ (Io=100%) (At cold start)					
OUTPUT	VOLTAGE[V]	+5	+12	-12	+5	+15	-15	
	CURRENT[A]	3.0	1.2	0.3	3.0	0.7	0.5	
	MINIMUM CURRENT[A]	0.3	0	0	0.3	0	0	
	LINE REGULATION[mV]	20max	48max	48max	20max	60max	60max	
	LOAD REGULATION[mV]	100max	120max	150max	100max	120max	150max	
	RIPPLE[mVp-p]	100max	120max	60max	100max	120max	100max	
	RIPPLE NOISE[mVp-p]	120max	150max	150max	120max	150max	150max	
	TEMPERATURE REGULATION[mV]	0 to +50°C	50max	350max	350max	50max	350max	350max
	START-UP TIME[ms]	100max (ACIN 85V, Io=100%)						
	HOLD-UP TIME[ms]	10typ (ACIN 85V, Io=100%)						
	OUTPUT VOLTAGE ADJUSTMENT RANGE[V]	5.00 - 5.25	Fixed	Fixed	5.00 - 5.25	Fixed	Fixed	
	OUTPUT VOLTAGE SETTING[V]	—	11.4 to 12.6	-11.4 to -12.6	—	14.25 to 15.75	-14.25 to -15.75	
PROTECTION CIRCUIT	OVERCURRENT PROTECTION	Works over 105% of rating and recovers automatically						
ISOLATION	INPUT-OUTPUT	AC3,000V 1minute, Cutoff current = 10mA, DC500V 50MΩmin (At Room Temperature)						
	INPUT-CASE	AC2,000V 1minute, Cutoff current = 10mA, DC500V 50MΩmin (At Room Temperature)						
	OUTPUT-CASE	AC500V 1minute, Cutoff current = 100mA, DC500V 50MΩmin (At Room Temperature)						
	OUTPUT-OUTPUT(V1-V2,V3)	AC100V 1minute, Cutoff current = 100mA, DC100V 10MΩmin (At Room Temperature)						
ENVIRONMENT	OPERATING TEMP., HUMID. AND ALTITUDE	0 to +65°C, 20 - 90%RH (Non condensing) (Refer to DERATING CURVE), 3,000m (10,000feet) max						
	STORAGE TEMP., HUMID. AND ALTITUDE	-20 to +75°C, 20 - 90%RH (Non condensing), 9,000m (30,000feet) max						
	VIBRATION	10 - 55Hz, 19.6m/s ² (2G), 3minutes period, 30minutes each along X, Y and Z axis						
	IMPACT	196.1m/s ² (20G), 11ms, once each X, Y and Z axis						
SAFETY AND NOISE REGULATIONS	AGENCY APPROVALS	UL60950-1, CSA1402C, EN60950-1, EN50178 Complies with IEC60950-1 and DEN-AN						
	CONDUCTED NOISE	Complies with FCC-B						

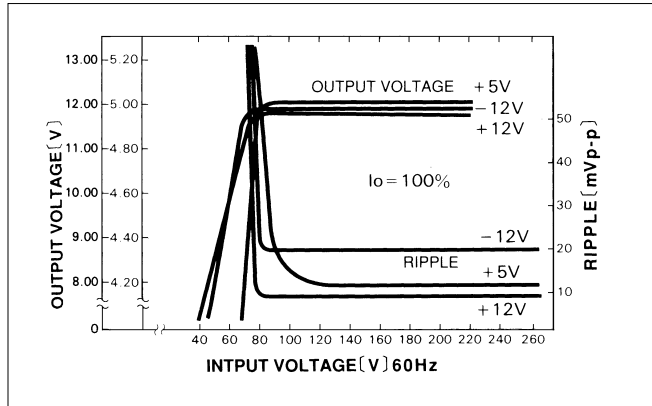
* Series/Parallel operation with other model is not possible.

External view

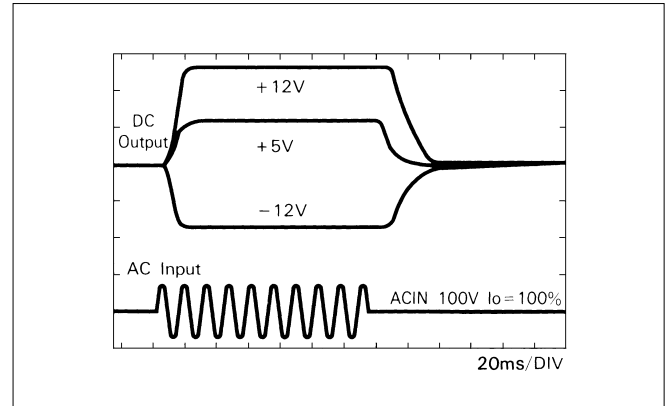


Performance data

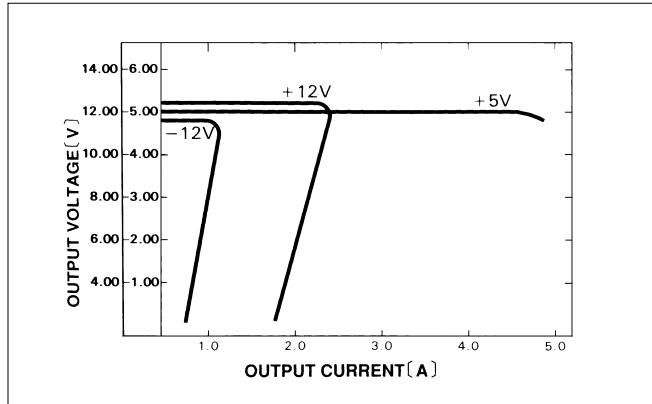
■ STATIC CHARACTERISTICS (PMC30E-1)



■ RISE TIME & FALL TIME (PMC30E-1)



■ OVERCURRENT CHARACTERISTICS (PMC30E-1)



■ DERATING CURVE

