

# 2 TOGGLE SWITCHES

## General Purpose Toggle Switches — AC Rated

### DESCRIPTION

These ac rated toggle switches offer the widest selection of features and the design flexibility to meet a variety of applications.

### Combi-Term Option

This is an extension of our ac rated General Purpose Toggle Switch. The "Combi-Term" design allows the user the option of Screw Terminals, .250" Quick Connects or Solder Termination all on the same switch. The special clips and screws are provided in a poly bag with the switch.

### SPECIFICATIONS

#### Rating:

See selection table.

#### Circuits:

1PST, 1PDT, 2PST, 2PDT, 3PST, 3PDT, 4PST & 4PDT.

Maintained and momentary.

#### Contact Mechanism:

Slow-make/Slow-brake butt contact.

### Terminal Types:




Screw Terminals — Brass designed to accept #6-32 x 3/16 binding head (Cat. No. 811-2) screws. Furnished unassembled.

Solder Lug Terminals — Tintillate plated brass.

Spade Terminals — Brass.

Combi-Term — Brass.

STANDARD AC RATED TOGGLES SELECTION TABLE (BOLD FACE TYPE INDICATES ITEMS NORMALLY IN DISTRIBUTOR STOCK)

Rating	Poles and Throw	Circuit with Toggle in			BASE CIRCUIT SEE PAGE 4.28	Bushing Length A mm (inches)	Lever Length B mm (inches)	CATALOG NUMBERS			
		UP Position 	CENTER Position 	DOWN Position (Keyway) 				Solder Lugs	Screw Terminals	.250" Spade Terminals	Combi-Term
<b>ONE POLE</b>											
<b>ONE POLE</b>											
6A, 125V ac 3A, 250V ac	1 P.S.T.	ON	NONE	OFF	A	8.74 (.344) 11.91 (.469)	14.30 (.563) 14.30 (.563)	<b>7580K7</b> <b>7580K6</b>	7580K5 <b>7580K4</b>	<b>7580K9</b> <b>7580K8</b>	N/A
	1 P.D.T.	ON	OFF	ON	B	11.91 (.469)	14.30 (.563)	7581K6	<b>7581K4</b>	7581K8	
	1 P.D.T.	ON	NONE	ON	B	11.91 (.469)	14.30 (.563)	<b>7582K6</b>	<b>7582K4</b>	7582K8	
	1 P.D.T.	ON ON*	NONE OFF	ON* ON*	B	11.91 (.469)	14.30 (.563)	7585K6 7587K6	7585K4 7587K4	7585K8 7587K8	
10A, 250V ac 1/2 Hp, 250V ac	1 P.S.T.	OFF	NONE	ON*	A	11.91 (.469)	14.30 (.563)	7506K3	<b>7506K4</b>	7506K6	
	1 P.S.T.	OFF	NONE	ON*	A	11.91 (.469)	17.48 (.688)	7506K38	7506K36	7506K40	
	1 P.D.T.	ON* ON	OFF NONE	ON* ON*	B	11.91 (.469)	14.30 (.563)	7509K4 7510K6	<b>7509K5</b> 7510K7	7509K7 7510K9	
	1 P.D.T.	ON ON*	OFF OFF	ON* ON*	B	11.91 (.469)	17.48 (.688)	7508K38 7509K38	7508K36 7509K36	7508K40 7509K40	
15A, 125V ac 10A, 250V ac 3/4 Hp, 250V ac 1/2 Hp, 125V-250V ac	1 P.S.T.	ON	NONE	OFF	A	8.74 (.344) 11.91 (.469)	14.30 (.563) 14.30 (.563)	7501K12 <b>7501K13</b>	7500K13 ② <b>7500K14 ②</b>	7501K14 <b>7501K15</b>	
	1 P.D.T.	ON	OFF	ON	B	11.91 (.469)	14.30 (.563)	<b>7503K13 ②</b>	<b>7502K13</b>	<b>7503K15</b>	
15A, 125V ac 10A, 250V ac 1/2 Hp, 125V ac 3/4 Hp, 250V ac	1 P.D.T.	ON	NONE	ON	B	11.91 (.469)	14.30 (.563)	<b>7505K4</b>	<b>7504K4 ②</b>	<b>7505K6</b>	
	1 P.D.T.	ON	NONE	ON	B	11.91 (.469)	14.30 (.563)	<b>7505K4</b>	<b>7504K4 ②</b>	<b>7505K6</b>	
20A, 125V ac 10A, 250V ac 1/2 Hp, 125V ac 3/4 Hp, 250V ac	1 P.S.T.	ON	NONE	OFF	A	11.91 (.469)	17.48 (.688)	7546K38	7546K36	7546K40	
	1 P.S.T.	ON	NONE	OFF	A	11.89 (.468)	17.45 (.687)	<b>7802K11</b>	<b>7802K31</b>	<b>7802K21 ③</b>	<b>7802K41</b>
20A, 125V AC 10A, 250V AC 1 Hp, 120-240V ac	1 P.D.T.	ON ON ON*	OFF NONE OFF	ON ON ON*	B	11.89 (.468)	17.04 (.671)	<b>7802K12</b> <b>7802K13</b> <b>7802K17 ①</b>	<b>7802K32</b> <b>7802K33</b> <b>7802K37 ④</b>	7802K22 <b>7802K23 ③</b> <b>7802K27 ④</b>	7802K42 7802K43 <b>7802K47 ④</b>
	1 P.S.T.	ON	NONE	OFF	A	8.74 (.344)	14.30 (.563)	—	<b>7576K2</b>	—	N/A

Selection Table continues on page 2.4.

\* Momentary Contact.

① Single pole switch in 2-pole base.

② Also 4.2A L @ 125V ac Rating.

③ Also 7.5A @ 277V ac, 3/4 Hp @ 120, 240 and 277V ac.

④ Not CSA Certified.

**Base Material:**

Thermoset molding material.

**Mounting Means:**

Threaded Bushing —  
11.89mm (.468") dia.,  
32 threads/inch.

**Keyway —**

1.73 x .89mm deep  
(.068 x .035" deep), provides  
antirotation feature.

**Hardware Supplied —**

1 hexagon locknut  
(Cat. No. 15-192) and  
1 bright nickel plated knurled  
facenut (Cat. No. 15-124F1),  
except 7700-7705 which have  
bright nickel hexagon facenut  
(Cat. No. 15-966-2).  
Furnished unassembled.

**Finish:**

Bright nickel plated toggle lever  
and bushing.

**Dielectric Withstand:**

1,000V RMS minimum.

**Operating Temperature Range:**

-17.8°C to +65.6°C  
(0°F to +150°F).

**Approvals:**

UL Recognized.

CSA Certified (except as noted).



**Contact Material:**

7500, 7600, 7700 and 7900 Series Switches		
Amperage	Movable	Stationary
3 to 6	Silver Plated Copper	Silver Plated Copper
10 to 20	Silver Plated Copper with Silver Buttons	Silver Plated Copper with Silver Buttons
20 to 30	Silver Plated Copper with Cad Oxide Buttons	Copper with Cad Oxide Buttons
7800 Series Switches		
3 to 6	Silver Plated Copper	Silver Plated Copper
10 to 20	Copper with Silver Buttons	Copper with Silver Buttons

**OPTIONAL FEATURES —** General Purpose AC Rated Toggles, pages 2.2-2.4. Features shown below may not be available on all toggle models. Contact your local Eaton Sales Representative.

**FEATURES FOR 7500, 7600, 7700, 7900 SERIES**

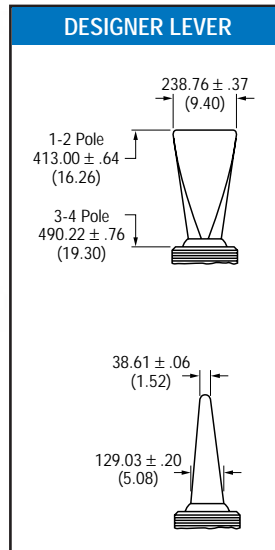
- 3-Independent "ON" Circuit (2PDT or 4PDT only, refer to page 4.28)
- Short (11/32") Bushing
- Tall (15/32") Bushing
- White Nylon Designer Lever (See above dimensions)
- Black Nylon Designer Lever (See above dimensions)
- Hardware Furnished Assembled
- Reversing Jumpers (Not for use with 3-Independent "ON" Circuit)
- Short (15/32") Bat Lever
- Tall (11/16") Bat Lever (Not available with Short Bushing)
- Rotate Keyway 180°
- Lever Seal
- Omit One Pole (2P, 3P, 4P only. Not for use with 3-Independent "ON" Circuit)

**FEATURES FOR 7800 SERIES ONLY**

- 3-Independent "ON" Circuit (2PDT or 4PDT only, refer to page 4.28)
- Hardware Furnished Assembled
- Reversing Jumpers (Not for use with 3-Independent "ON" Circuit)
- Rotate Keyway 180°
- Silicone Lever Seal (1P and 2P only)
- Omit One Pole (2P, 3P, 4P only. Not for use with 3-Independent "ON" Circuit)

**DIMENSIONS**

APPROXIMATE IN MM (INCHES)



Single Pole



7500, 7600, 7700, 7900 Series Double Pole



7800 Series Double Pole




Four Pole

# 2 TOGGLE SWITCHES

## General Purpose Toggle Switches — AC Rated (continued)

STANDARD AC RATED TOGGLES SELECTION TABLE (BOLD FACE TYPE INDICATES ITEMS NORMALLY IN DISTRIBUTOR STOCK)

Rating	Poles and Throw	Circuit with Toggle in			BASE CIRCUIT SEE PAGE 4.28	Bushing Length A mm (inches)	Lever Length B mm (inches)	CATALOG NUMBERS			
		UP Position 	CENTER Position 	DOWN Position  (Keyway)				Solder Lugs	Screw Terminals	.250" Spade Terminals	Combi-Term
<b>TWO POLE</b>											
6A, 125V ac 3A, 250V ac 2A, 277V ac 2.5A, L @ 125V ac	2 P.S.T.	ON	NONE	OFF	C	11.91 (.469)	14.30 (.563)	7590K6	7590K4	7590K8	N/A
6A, 125V ac 3A, 250V ac 2.5A, L @ 125V ac	2 P.D.T.	ON	OFF	ON	D	11.91 (.469)	14.30 (.563)	7591K6	7591K4	7591K8	
	2 P.D.T.	ON	NONE	ON	D	11.91 (.469)	14.30 (.563)	<b>7592K6</b>	7592K4	<b>7592K8</b>	
6A, 125V ac 3A, 250V ac	2 P.D.T.	ON*	OFF	ON*	D	11.91 (.469)	14.30 (.563)	7597K6	7597K4	7597K8	
15A, 125V ac 10A, 250V ac 3/4 Hp, 250V ac 1/2 Hp, 125V ac	2 P.S.T.	ON	NONE	OFF	C	8.74 (.344) 11.91 (.469)	14.30 (.563) 14.30 (.563)	7561K5 <b>7561K4</b>	7560K6 <b>7560K5</b>	7561K7 <b>7561K6</b>	
	2 P.D.T.	ON	OFF	ON	D	8.74 (.344) 11.91 (.469)	14.30 (.563) 14.30 (.563)	7563K5 <b>7563K4</b>	7562K5 <b>7562K4</b>	7563K7 <b>7563K6</b>	
15A, 125V ac 10A, 250V ac 3/4 Hp, 250V ac	2 P.D.T.	ON	NONE	ON	D	11.91 (.469)	14.30 (.563)	<b>7565K5</b>	<b>7564K6</b>	<b>7565K7</b>	
15A, 125V ac 10A, 250V ac 1/2 Hp, 250V ac	2 P.S.T.	OFF	NONE	ON*	C	11.91 (.469)	14.30 (.563)	7566K4	7566K5	7566K7	
	2 P.D.T.	ON	OFF	ON*	D	11.91 (.469)	14.30 (.563)	7568K3 ❶ 7569K1 7570K4	7568K2 ❶ 7569K2 7570K5	7568K4 ❶ 7569K3 7570K7	
		ON	OFF	ON*	D			11.91 (.469)	17.48 (.688)	7569K38	
20A, 125V ac 10A, 250V ac 3/4 Hp, 250V ac 1/2 Hp, 125V ac	2 P.S.T.	ON	NONE	OFF	C	11.91 (.469)	17.48 (.688)	7630K38	7630K36	7630K40	
	2 P.D.T.	ON	NONE	ON	D	11.91 (.469)	17.48 (.688)	7632K38	7632K36	7632K40	
20A, 125V ac 10A, 250V ac 1 Hp, 120-240V ac	2 P.S.T.	ON	NONE	OFF	C	—	—	<b>7803K11</b>	<b>7803K31</b>	<b>7803K21 ❸</b>	<b>7803K41</b>
	2 P.D.T.	ON ON ON*	OFF NONE OFF	ON ON ON*	D	—	—	<b>7803K12</b> <b>7803K13</b> <b>7803K17 ❸</b>	<b>7803K32</b> <b>7803K33</b> <b>7803K37 ❸</b>	<b>7803K22 ❹</b> <b>7803K23 ❹</b> <b>7803K27 ❸</b>	<b>7803K42</b> <b>7803K43 ❸</b> <b>7803K47 ❸</b>
<b>THREE POLE</b>											
15A, 125V ac 10A, 250V ac 3/4 Hp, 250V ac 1 Hp, 3 Ph 125-600V ac 1 Hp 1 & 2 Ph 125-480V ac	3 P.S.T.	ON	NONE	OFF	E	11.91 (.469)	17.48 (.688)	7700K1	7700K2	<b>7700K3</b>	N/A
	3 P.D.T.	ON	OFF	ON	F	11.91 (.469)	17.48 (.688)	7701K1 7702K1	<b>7701K2</b> <b>7702K2</b>	<b>7701K3</b> <b>7702K3</b>	
ON		NONE	ON	F	11.91 (.469)			17.48 (.688)	7704K1 7705K1	7704K2 7705K2	
20A, 125V ac 10A, 250V ac 1 Hp, 120V ac 1, 2, & 3 phase	3 P.D.T.	ON	OFF	ON	F	—	—	<b>7804K12 ❷❸</b>	<b>7804K32 ❸</b>	<b>7804K22 ❸</b>	<b>7804K42 ❸</b>
<b>FOUR POLE</b>											
15A, 125V ac 10A, 250V ac 3/4 Hp, 250V ac	4 P.S.T.	ON	NONE	OFF	E	11.91 (.469)	17.48 (.688)	7691K14	7690K8	—	N/A
	4 P.D.T.	ON	OFF	ON	F	11.91 (.469)	17.48 (.688)	7693K2 <b>7695K5</b>	7692K13 <b>7694K4</b>	—	
ON		NONE	ON	E	11.91 (.469)			17.48 (.688)	7933K38	7933K36	
20A, 125V ac 10A, 250V ac 3/4 Hp, 250V ac 1/2 Hp, 125V ac	4 P.D.T.	ON	OFF	ON	F	11.91 (.469)	17.48 (.688)	7934K38 7935K38	7934K36 7935K36	7934K40 7935K40	
		ON	OFF	ON	F			—	—	<b>7805K12 ❸</b>	<b>7805K32 ❸</b>

\* Momentary Contact.

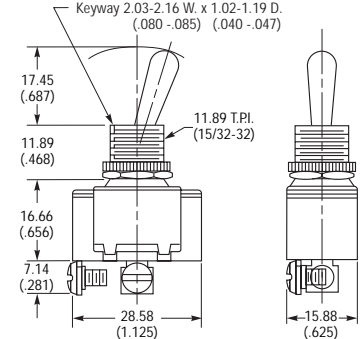
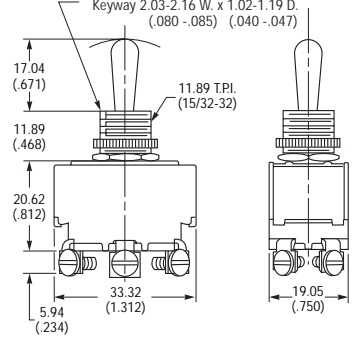
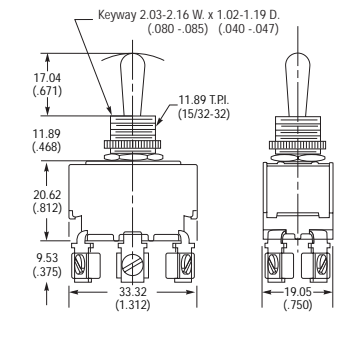
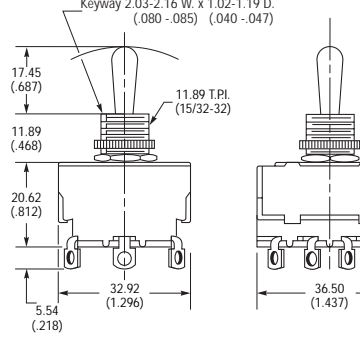
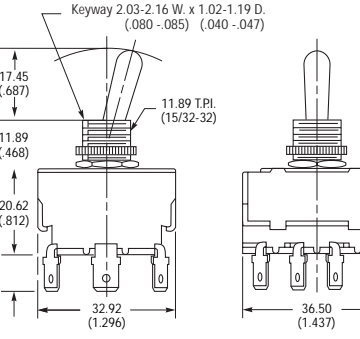
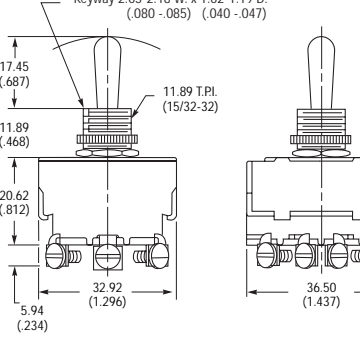
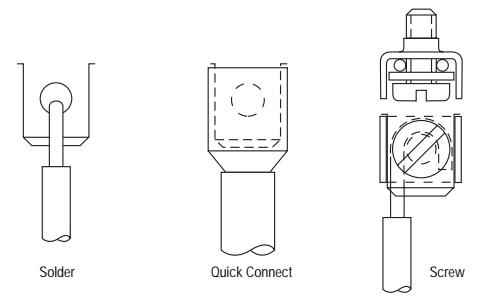
❶ Also 1/2 Hp at 125-250V ac Rating.

❷ 1 Hp @ 240-480V ac 1 or 2 phase and 240-600V ac, 3 phase.

❸ Not CSA Certified.

❹ Also 7.5A, 277V ac, 3/4 Hp, 120-240-277V ac.

**DIMENSIONS — 7800 SERIES** APPROXIMATE IN MM (INCHES)

1PST MAINTAINED (SCREW TERMINALS)	2PDT MAINTAINED (SCREW TERMINALS)
	
2PDT MAINTAINED (COMBI-TERMINALS)	3PDT MAINTAINED (SCREW TERMINALS)
	
3PDT MAINTAINED (.250 SPADE TERMINALS)	4PDT MAINTAINED (SCREW TERMINALS)
	
COMBI-TERM TERMINATION OPTIONS	
 <p style="text-align: center;">Solder                      Quick Connect                      Screw</p>	

