Industrial-Connectors GM/GMN-Series

Type B EN 175301-803 (DIN 43650) / ISO 6952

Appliance connector

Product description		
Description	appliance connector with, central screws (hollow), 1 screw M 3 x 4	appliance connector with, central screws (hollow), 1 screw M 3 x 4
Type	**GSA 20 schwarz/black**	**GSN 20 schwarz/black**
Order No.	931 352-100	932 421-100
Number of contacts	2 + PE	2 + PE
Standard	industrial standard (11 mm)	DIN EN 175 301-803-B
Housing Color	black	black
Construction type	B	B
Drawing		
	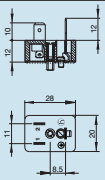	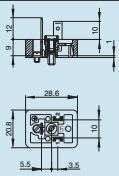
Technical data		
Rated voltage	UC 250 V	UC 250 V
Rated current	16 A	16 A
Contact resistance	<= 4 mOhm	<= 4 mOhm
Type of termination	solder (ground contacts: screw)	solder (ground contacts: screw)
Mounting	screw	screw
Material		
Contact surface material	Sn	Sn
Contact bearer material	PA	PA
Housing material	PA	PA
Environmental conditions		
Protection class (IEC 60529)	IP 65 (mated)	IP 65 (mated)
Pollution severity	3	3
Temperature range	-40 °C to +125 °C	-40 °C to +125 °C
Inflammability class		
Housing	94 V-1	94 V-1
Contact bearer	94 HB	94 HB
Approvals		
UR	UR	UR
VDE	VDE	VDE
SEV	SEV	SEV
Packaging unit		
Packaging unit	50 pieces	50 pieces
Scope of delivery and accessories		
Accessories to order separately	(NBR) flat gasket GSA 20-3, Order No. 731 490-002; (ECO) flat gasket GSA 20-9, Order No. 734 033-002	(NBR) flat gasket GSN 20-3, Order No. 733 275-002; (ECO) flat gasket GSN 20-6, Order No. 733 270-002

Type B Industrial standard

Cable socket

Product description		
Description	cable socket with central screw M 3 x 35	cable socket with central screw M 3 x 35
Type	**GM 216 NJ schwarz/black**	**GM 209 NJ schwarz/black**
Order No.	934 456-100	932 977-100
Other standard types	grey housing, Order No. 934 456-106	grey housing, Order No. 932 977-106
Number of contacts	2 + PE	2 + PE
Cable Gland	M 16	PG 9
Conductor size	max. 1.5 mm²	max. 1.5 mm²
Standard	industrial standard (11 mm)	industrial standard (11 mm)
Housing Color	black	black
Construction type	B	B
Drawing		
		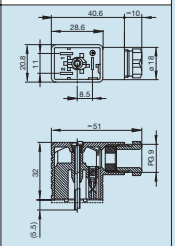
Technical data		
Pin dimensions	6.3 mm x 0.8 mm	6.3 mm x 0.8 mm
Rated voltage	UC 250 V	UC 250 V
Rated current	16 A	16 A
Contact resistance	<= 4 mOhm	<= 4 mOhm
Type of termination	screw / cable shoe / cable eye	screw / cable shoe / cable eye
Suitable cables	4.5 mm to 7 mm diameter	4.5 mm to 7 mm diameter
Mounting	central screw	central screw
Material		
Contact surface material	Sn	Sn
Contact bearer material	PA	PA
Housing material	PA	PA
Environmental conditions		
Protection class (IEC 60529)	IP 65	IP 65
Pollution severity	3	3
Temperature range	-40 °C to +125 °C	-40 °C to +125 °C
Inflammability class		
Housing	94 V-1	94 V-1
Contact bearer	94 HB	94 HB
Approvals		
UR		UR
VDE		VDE
SEV		SEV
CSA		CSA
Packaging unit		
Packaging unit	200 pieces	200 pieces
Scope of delivery and accessories		
Accessories to order separately	(NBR) flat gasket GMN 207-3, Order No. 731 423-002; (ECO) flat gasket GMN 207-7, Order No. 731 755-002; knurled screw GDM 3011-8, Order No. 732 574-001; stainless steel screw GDM 3011 RF-1, Order No. 734 363-001	(NBR) flat gasket GM 207-3, Order No. 731 423-002; (ECO) flat gasket GM 207-7, Order No. 731 755-002; knurled screw GDM 3011-8, Order No. 732 574-001; stainless steel screw GDM 3011 RF-1, Order No. 734 363-001

Downloaded from Elcodis.com electronic components distributor