

## HBL5279C -- Insulgrip Series



2P3W, 20A 125V, 5-20R, Nylon Casing, Back Wired,  
White

## Product Specifications

## Product Type



## Flanged Receptacles


Standard	NEMA
Amperage	15A
Voltage	125V
Poles and Wires	2 Pole, 3 Wire Grounding
Wiring Method	Back Wired
Hospital Grade ?	No
Receptacle Grade	Heavy Duty Spec Grade
Face Style	Finder Groove
Flange Style	Standard Non-Metallic

## Color



White

<b>NEMA No.</b>	5-15R
<b>Horsepower</b>	0.5
<b>Description</b>	Heavy Duty Straight Blade Flanged Receptacle
<b>Type</b>	2 Pole, 3 Wire, Grounding
<b>Rating</b>	15A, 125V
<b>Certification</b>	UL Listed, File E2186, Meets NEMA WD-6 requirements Listed to UL Standard 498, Certified to CSA, C22.2, No. 42
<b>Terminal Screw Material</b>	#8-32 Brass, Multiple Drive
<b>Ground Screw Material</b>	#8-32 Brass, Multiple Drive (Green)
<b>Wire Clamps Material</b>	0.062" (1.6) Steel - Ni Plated
<b>Top Material</b>	Nylon
<b>Base Material</b>	Polycarbonate
<b>Power Contacts Material</b>	.040" (1.0) Brass
<b>Mounting Screw Material</b>	Brass-Nickel Plated
<b>Dielectric Voltage</b>	Withstands 2,000V minimum.
<b>Current Interrupting</b>	Certified for current interrupting at full rated current.
<b>Temperature Rise</b>	Max 30°C temperature rise at full rated current after 50 cycles of overload at 150% of rated current at a power factor of 75%..
<b>Terminal Identification</b>	Terminals identified in accordance with UL498 (Brass, White, Green).
<b>Terminal Accommodation</b>	#14-#10 AWG copper stranded or solid conductor only.
<b>Product Identification</b>	Ratings are a permanent part of the device.
<b>Flammability</b>	UL 94 V2.
<b>Operating Temperatures</b>	Maximum continuous 75°C, minimum -40°C (w/o impact).
<b>M Drawings</b>	<a href="#">Click here for M-Drawing</a>
<b>Catalog Page</b>	<a href="#">Click here for catalog page A23</a>
<b>Brochures</b>	<a href="#">Click here for product brochure</a>
<b>Catalog Section</b>	<a href="#">Click here for Section-A</a>
<b>UPC Number</b>	78358517360
<b>Weight in LBs</b>	0.15



# Straight Blade Devices

## 2 Pole, 3 Wire Grounding

15 and 20 Ampere, 125 Volts

### INSULGRIP® Flanged Inlets and Flanged Receptacles



NEMA 5-15P  
15A 125V  
UL CSA

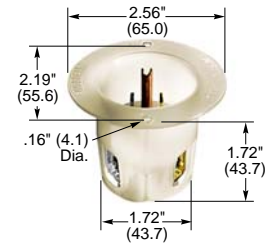


NEMA 5-20P  
20A 125V  
UL CSA

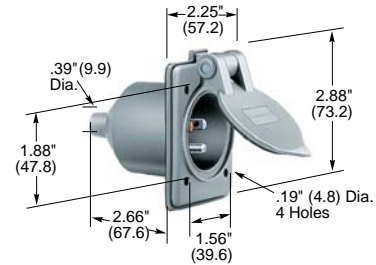
#### Flanged Inlets

Description	Catalog Numbers	
Nylon casing, back wired.	<b>HBL5278C</b>	<b>HBL5378C</b>
Weatherproof, gray nylon, with lift cover and boot, multiple drive screws.	<b>HBL61CM64</b>	-
Stainless steel flange, phenolic body, miniature style, for molded on connectors only, multiple drive screws.	<b>HBL5240*</b>	-

\* Specially designed to accept "molded-on" connector bodies. Catalog number HBL5240 will not accept re-wireable size connector bodies listed in this catalog or molded connectors having a "rejection obstruction" as required by Underwriters Laboratories Inc. standard #817 cord sets and power supply cords" effective 7/1/81.



**HBL5278C**



**HBL61CM64**



NEMA 5-15R  
15A 125V  
UL CSA




NEMA 5-20R  
20A 125V  
UL CSA

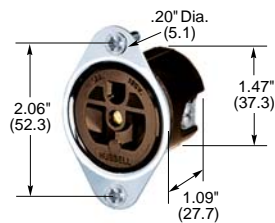
#### Flanged Receptacles

Description	Catalog Numbers	
Nylon casing, back wired.	<b>HBL5279C</b>	<b>HBL5379C</b>
Stainless steel flange, phenolic body, covered terminals, multiple drive screws.	<b>HBL5279</b>	-
Stainless steel flange, brown phenolic (mounting screws packed separately).	<b>HBL5256</b>	-
Weatherproof, gray nylon, with lift cover and boot, multiple drive screws.	-	<b>HBL61CM65</b>

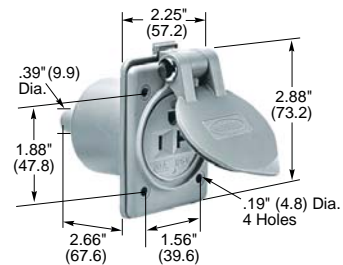
Note: See page A-39 for accessories.



**HBL5279C**



**HBL5256**



**HBL61CM65**