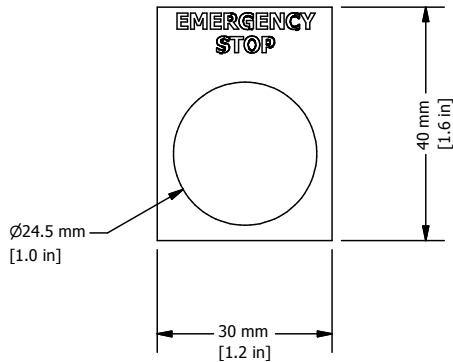



Shown 2LP66, standard color: black



Metal legend plates are engraved on both sides, one side in horizontal and the other side in a vertical orientation.



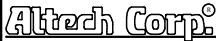
REVISION FOR DWG # 1PB-2LPxxx

REV	CH.NO.	DESCRIPTION	DATE	REVISED BY
-	-	ORIGINAL DESIGN	11/15/2007	PHILIPP E.

Stock code	Long description	Stock code	Long description
2LP01	"START"	2LP29	"UP DOWN"
2LP01SP	"ARRANQUE"	2LP29SP	"ARRIBA ABAJO"
2LP02	"STOP"	2LP30	"ON OFF"
2LP02SP	"PARO"	2LP30SP	"ENCENDIDO APAGADO"
2LP03	"FORWARD"	2LP31	"REV FWD"
2LP03SP	"ADELANTE"	2LP31SP	"ADELANTE ATRAS"
2LP04	"REVERSE"	2LP32	"AUTO HAND"
2LP04SP	"ATRAS"	2LP32SP	"AUTO MAN"
2LP05	"UP"	2LP33	"LOCAL REMOTE"
2LP05SP	"ARRIBA"	2LP33SP	"LOCAL REMOTE"
2LP06	"DOWN"	2LP34	"I I"
2LP06SP	"ABAJO"	2LP35	"O I"
2LP07	"OPEN"	2LP36	"HAND O AUTO"
2LP07SP	"ABRIR"	2LP36SP	"MAN O AUTO"
2LP08	"CLOSE"	2LP37	"SLOW OFF FAST"
2LP08SP	"CERRAR"	2LP37SP	"LENTO FUERA RAPIDO"
2LP09	"AUTO"	2LP38	"UP OFF DOWN"
2LP10	"HAND"	2LP38SP	"ARRIBA FUERA ABAJO"
2LP10SP	"MANUAL"	2LP39	"I O II"
2LP11	"SLOW"	2LP40	Blank Aluminum
2LP12	"FAST"	2LP41	EMERGENCY STOP
2LP12SP	"RAPIDO"	2LP41SP	"PARO DE EMERGENCIA"
2LP13	"RESET"	2LP42	"FOR-OFF-REV"
2LP13SP	"REARME"	2LP43	"AUTO - MAN"
2LP14	"INCH"	2LP44	"RAISE - LOWER"
2LP14SP	"LENTO"	2LP45	"JOG - RUN"
2LP15	"ON"	2LP46	"OFF - ON"
2LP15SP	"DENTRO"	2LP47	"FWD - REV"
2LP16	"OFF"	2LP48	"POSITION , A B"
2LP16SP	"FUERA"	2LP55	Cycle Stop
2LP17	"RIGHT"	2LP55	Cycle Stop
2LP17SP	"DERECHO"	2LP56	Emergency Stop
2LP18	"LEFT"	2LP57	OXY - AUTO - ATM
2LP18SP	"IZQUIERDA"	2LP58	OXY - ATM - AUTO
2LP19	"TRIP"	2LP59	REV - OFF - FWD
2LP19SP	"FALLA"	2LP60	JOG
2LP20	"POWER ON"	2LP61	SHEAR
2LP20SP	"ENCENDIDO"	2LP62	INFEEED ON/OFF
2LP21	"LOCAL"	2LP63	INFEEED
2LP22	"REMOTE"	2LP64	CLUTCH ON/OFF
2LP23	"TEST"	2LP66	Emergency Stop
2LP24	"RUN"	2LP69	JOG
2LP25	"R PHASE"	2LP70	SHEAR
2LP26	"Y PHASE"	2LP71	INFEEED ON/OFF
2LP27	"B PHASE"	2LP72	INFEEED
2LP28	"START STOP"	2LP73	CLUTCH ON/OFF
2LP28SP	"ARRANQUE PARO"	2LPXX	temporary for custom imprint

UNLESS OTHERWISE SPECIFIED:  
 • ALL DIMENSIONS ARE IN MILLIMETERS  
 • THIRD ANGLE PROJECTION

This Drawing is the property of



35 Royal Road  
 Flemington, NJ 08822-6000  
 (908) 806-9400  
 Fax (908) 806-9490

AND IS A CONFIDENTIAL DISCLOSURE WITHOUT CONSIDERATION OTHER THAN THE BORROWER'S AGREEMENT THAT IT SHALL NOT BE REPRODUCED, COPIED, LENT OR DISPOSED OF DIRECTLY OR INDIRECTLY NOR USED FOR ANY PURPOSE OTHER THAN THAT FOR WHICH IT IS SPECIFICALLY FURNISHED.

TITEL 22 mm Legend Plates

TOLERANCE	
XX	±1 mm
XX.X	±0.5 mm
XX.XX	±0.2 mm
ALL	- mm



DRAWN BY:  
Philipp Ernstberger

11/15/2007

DRAWING NO.:

1PB-2LPxxx

REV.:

-

CHECKED BY:  
Laszlo Gyorgypal

11/15/2007

RELEASED BY:  
Laszlo Gyorgypal

11/15/2007

SCALE: -

SHEET: 1

OF: 1