

Item # T40B45 T40 3-Hole Quartz DC Hour Meter

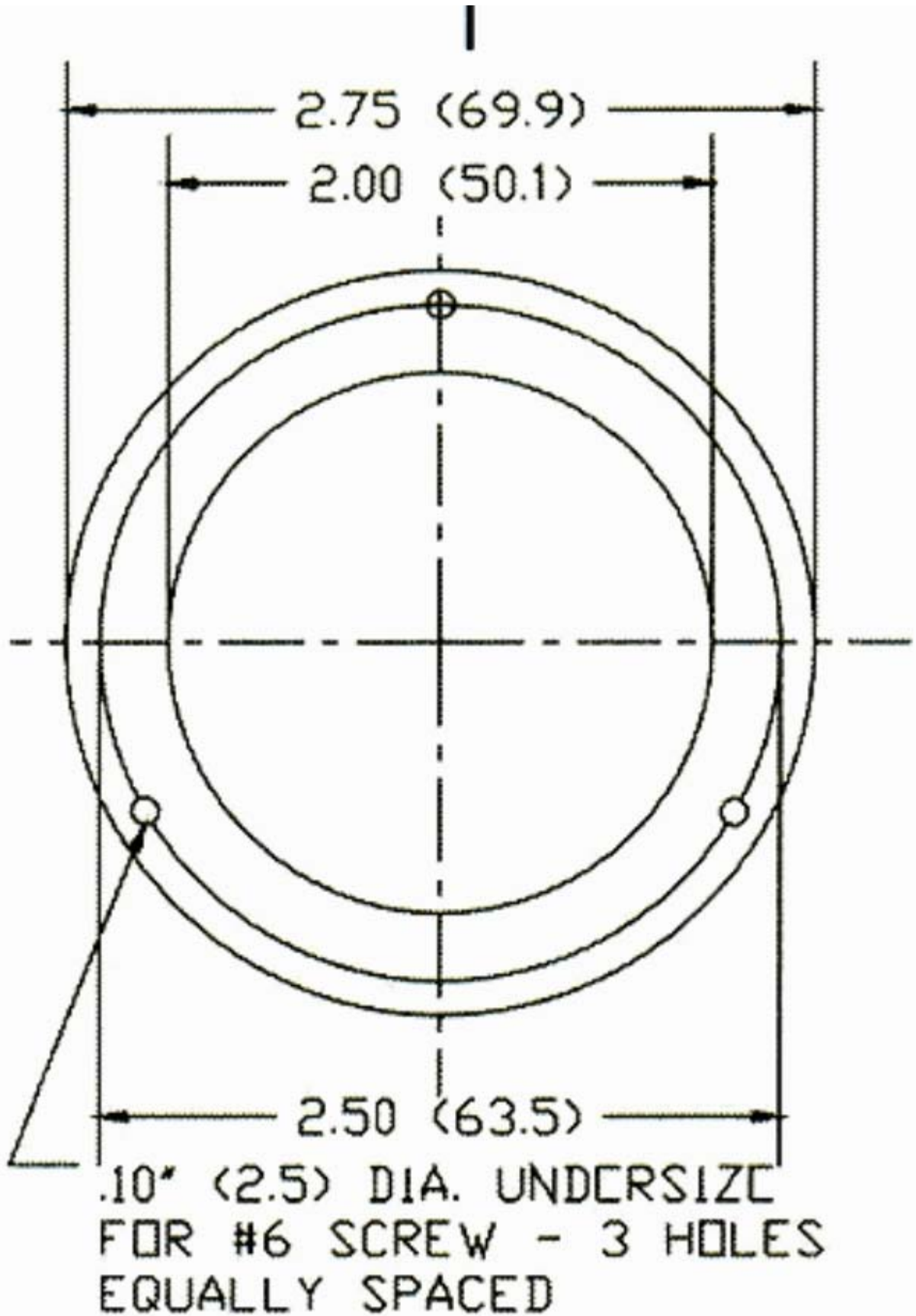
T40 3-Hole Quartz DC Hour Meter
T40 3-Hole Quartz DC Hour Meter



Specifications

Series	T40
Display	6-Digit
Voltage	10-80 V DC
Reset	None
Size	1.68W x 1.68H x 1.26D Inch
Face Dia - Flange	2.80 Inch
Face Dia - Cutout	2.0 Inch
Weight	2 oz.
Mounting Style	3 Hole Mount
Power	.03 W

Dimensional Drawing



PANEL

Panel Mounting is obtained by cutting a circular or rectangular cut-out in the desired panel and the instrument is inserted with the flange resting on the top of the panel. The instrument is held in place by compressing a plastic or steel spring clip from behind the panel. This type of mounting is very popular because it requires no additional fasteners. Models are also considered panel mounted when they are inserted into a panel cut-out and mounted from the front using a two or more hole flange and fastened with screws from the front of the panel (pictured to the right).




BACK OF PANEL

Back of panel mounting is usually achieved by cutting an opening in a thin panel large enough to read the display. Two or more holes are drilled in the panel and screws are inserted from the front to secure the instrument against the back of the panel wall.




BASE

Base mounting is usually a free standing mount and connections are made with a two or more hole flange at the bottom of the unit. This is a standard mount for most mechanical counters and is sometimes used for hour meters when a panel is not available.



PCB

PC board mounting is common for using counters in add-on PCB modules to electronic machinery. This type of mounting eliminates the need for any wires and multiple counters can be assembled as one unit. The counters are attached by soldering the protruding pins into the PCB and two or more fasteners are also screwed into the bottom of the unit for additional support onto the PC board.



REAR

Rear mounting is similar to PCB mounting except there are no pins for soldering, only two or more holes on the bottom for threaded or self-tapping screws. This is an optional type of mounting used mainly when a suitable panel is not available.

