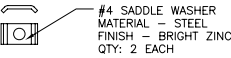
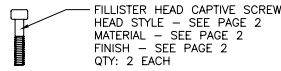
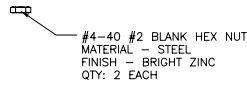
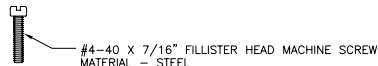


THIS IS A CONTROLLED DOCUMENT AND IS SUBJECT TO CHANGE. CONTACT NORTHERN TECHNOLOGIES ENGINEERING FOR THE LATEST REVISION.

REVISIONS				
ZONE	REV	DESCRIPTION	DATE	APPROVED
	A	ECN 0531	06-MAY-05	
	B	ECN 0600	10-AUG-06	
	C	ECN 0628	24-JAN-07	
	D	ECN 0643	24-JAN-08	
	E	ECN 0644	08-FEB-08	



NO LOGO

NORTECH LOGO



CONNECTOR COVER:

1. MATERIAL: ZINC ALLOY
2. FINISH: BRIGHT ZINC PLATING PER NTC SPECIFICATION N/T 000100
3. DIMENSIONS: INCHES [MM]
4. TOLERANCE: ±0.015 [0.381]

COMPRESSION INSERT TREE

1. MATERIAL: THERMOPLASTIC
2. COLOR: BLACK
3. DUROMETER: 75 ±5 TYPE A PER ASTM D2240
4. DIMENSIONS: INCHES [MM]
5. TOLERANCE: ±0.020 [0.508]

UNLESS OTHERWISE SPECIFIED

1. ALL DIMENSIONS ARE IN INCHES AND
2. DIMENSIONS ARE TYPICAL

Northern Technologies

THIS DRAWING IS THE PROPERTY OF NORTHERN TECHNOLOGIES AND SHOULD NOT BE REPRODUCED WITHOUT NORTHERN TECHNOLOGIES WRITTEN PERMISSION.

PART NUMBER SEE PART NUMBER INFORMATION

DESCRIPTION CM 09 METAL COVER

DRAWN	JSD	20-MAR-05	SIZE	CODE	DWG NO.	REV
CHECKED	SCN	20-MAR-05	B	200_101	0002-200-101	
ISSUED		20-MAR-05	SCALE	N.T.S.		SHEET 1 OF 2

PART NUMBER INFORMATION

PART#	WITH #4-40 X 1/2" CAPTIVE SCREWS (SLOT HEAD)	SUPPLIED
A29E821093	NO LOGO COVER TOP	BULK
A29E921090	NORTECH LOGO COVER TOP	BULK
A30E100100	COVER BOTTOM	BULK
C88E000209	NO LOGO	PACKAGED
C88E000218	NORTECH LOGO	PACKAGED

PART#	WITH #4-40 X 7/16" CAPTIVE SCREWS (SLOT HEAD)	SUPPLIED
A29E8210931	NO LOGO COVER TOP	BULK
A29E9210901	NORTECH LOGO COVER TOP	BULK
A30E100100	COVER BOTTOM	BULK
C88E0002091	NO LOGO	PACKAGED
C88E0002181	NORTECH LOGO	PACKAGED

PART#	WITH M2.5 X 12.7MM CAPTIVE SCREWS (SLOT HEAD)	SUPPLIED
A29E821093M25S	NO LOGO COVER TOP	BULK
A29E921090M25S	NORTECH LOGO COVER TOP	BULK
A30E100100	COVER BOTTOM	BULK
C88E000209M25S	NO LOGO	PACKAGED
C88E000218M25S	NORTECH LOGO	PACKAGED

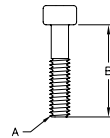
PART#	WITH M2.6 X 12.7MM CAPTIVE SCREWS (SLOT HEAD)	SUPPLIED
A29E821093M26S	NO LOGO COVER TOP	BULK
A29E921090M26S	NORTECH LOGO COVER TOP	BULK
A30E100100	COVER BOTTOM	BULK
C88E000209M26S	NO LOGO	PACKAGED
C88E000218M26S	NORTECH LOGO	PACKAGED

PART#	WITH M3 X 12.7MM CAPTIVE SCREWS (SLOT HEAD)	SUPPLIED
A29E821093M3S	NO LOGO COVER TOP	BULK
A29E921090M3S	NORTECH LOGO COVER TOP	BULK
A30E100100	COVER BOTTOM	BULK
C88E000209M3S	NO LOGO	PACKAGED
C88E000218M3S	NORTECH LOGO	PACKAGED

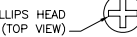
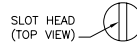
PART#	WITH #4-40 X 1/2" CAPTIVE SCREWS (PHILLIPS HEAD)	SUPPLIED
A29E821093PS	NO LOGO COVER TOP	BULK
A29E921090PS	NORTECH LOGO COVER TOP	BULK
A30E100100	COVER BOTTOM	BULK
C88E000209PS	NO LOGO	PACKAGED
C88E000218PS	NORTECH LOGO	PACKAGED

REVISIONS				
ZONE	REV	DESCRIPTION	DATE	APPROVED

FILLISTER HEAD CAPTIVE SCREW



THREAD (A)	LENGTH (B)	HEAD STYLE	MATERIAL	PLATING
#4-40 UNC	1/2 INCH	SLOT	COLD ROLL STEEL	ZINC
#4-40 UNC	7/16 INCH	SLOT	COLD ROLL STEEL	ZINC
M2.5 X .45MM	12.7 MM	SLOT	LOW CARBON STEEL	ZINC
M2.6 X .45MM	12.7 MM	SLOT	LOW CARBON STEEL	ZINC
M3 X .5MM	12.7 MM	SLOT	LOW CARBON STEEL	ZINC
#4-40 UNC	1/2 INCH	PHILLIPS	LOW CARBON STEEL	ZINC



THIS IS A CONTROLLED DOCUMENT AND IS SUBJECT TO CHANGE. CONTACT NORTHERN TECHNOLOGIES ENGINEERING FOR THE LATEST REVISION.

UNLESS OTHERWISE SPECIFIED 1. ALL DIMENSIONS ARE IN INCHES (MM) 2. DIMENSIONS ARE TYPICAL		Northern Technologies <small>THIS DRAWING IS THE PROPERTY OF NORTHERN TECHNOLOGIES AND SHOULD NOT BE REPRODUCED WITHOUT NORTHERN TECHNOLOGIES WRITTEN PERMISSION.</small>	
DRAWN JSD 20-MAR-05		PART NUMBER SEE PART NUMBER INFORMATION DESCRIPTION CM 09 METAL COVER	
CHECKED SCN 20-MAR-05	SIZE B 200_101	DWG NO. 0002-200-101	REV
ISSUED 20-MAR-05	SCALE NTS	SHEET 2 OF 2	