

## 30mm Metal Push Buttons

The Altech 30mm Push Button line include a complete selection of push buttons, pilot lights and selector switches and accessories. All properly assembled devices are UL and CE Recognized and they certified for NEMA type 4X applications. An internal seal provides watertight integrity and all components are corrosion resistant materials.

Our contact blocks are color coded for an easy assembly and identification (Red=S11, Yellow=S12). Illuminated or Non-Illuminated push buttons in various colors are available for quick delivery.

Selector Switches are available in a 2 or 3 position styles with and option for momentary or maintained function. The pilot lights are full voltage and LED and filament bubs are interchangeable.

Cast aluminum control stations are available to your specifications.


These Ø 30 control devices can be mounted in any position in panels of 1 to 6 mm (.039 - .236 in.) thickness.

## 30mm Non-Illuminated Metal Operators



Certified for  
**NEMA Type 4X**  
12 environment.

### Flush Non-Illuminated Momentary



Color	Function	Cat No.
<input type="checkbox"/> White	Momentary	AF1
<input type="checkbox"/> Black	Momentary	AF2
<input type="checkbox"/> Green	Momentary	AF3
<input type="checkbox"/> Red	Momentary	AF4
<input type="checkbox"/> Blue	Momentary	AF6
<input type="checkbox"/> Yellow	Momentary	AF8

### Booted Momentary



Color	Function	Cat No.
<input type="checkbox"/> White	Momentary	AB1
<input type="checkbox"/> Black	Momentary	AB2
<input type="checkbox"/> Green	Momentary	AB3
<input type="checkbox"/> Red	Momentary	AB4
<input type="checkbox"/> Blue	Momentary	AB6
<input type="checkbox"/> Yellow	Momentary	AB8

### Projecting Momentary



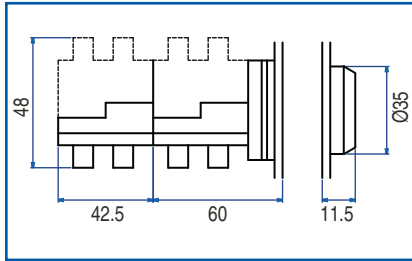
Color	Function	Cat No.
<input type="checkbox"/> White	Momentary	AP1
<input type="checkbox"/> Black	Momentary	AP2
<input type="checkbox"/> Green	Momentary	AP3
<input type="checkbox"/> Red	Momentary	AP4
<input type="checkbox"/> Blue	Momentary	AP6
<input type="checkbox"/> Yellow	Momentary	AP8

# 30mm Non-Illuminated Metal Operators

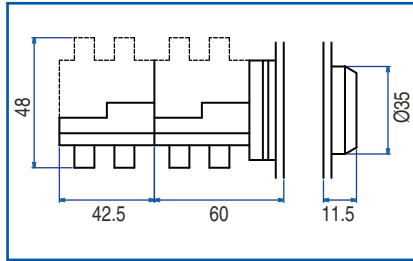
## Dimensional Drawings

All dimensions shown in millimeters.  
To convert to inches multiply by 0.03937

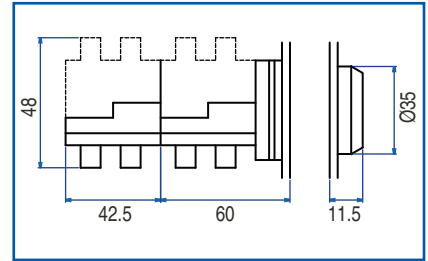
Flush Momentary



Booted Momentary



Projecting Momentary



## Contact Elements

### Description

1 Normally Open + 1 Normally Closed  
Silver Contacts


### Cat. No.

S11

2 Normally Open + 2 Normally Closed  
Silver Contacts

S11 + S12

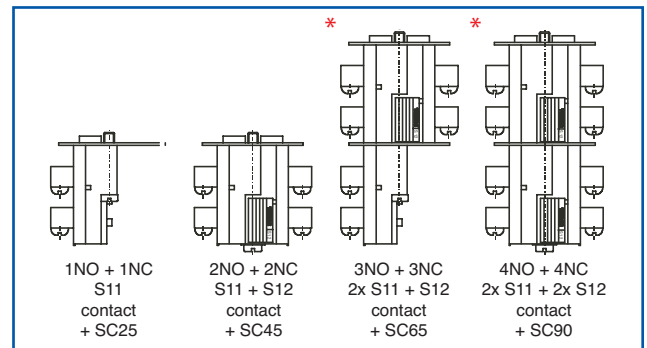
For additional contacts, see diagram at right.




### Contact Installation Screws

Type	Dimensions	Used with
SC25	M4 x 25 mm	S11
SC45	M4 x 45 mm	S11 + S12
SC65	M4 x 65 mm	2x S11 + S12
SC90	M4 x 90 mm	2x S11 + 2x S12

\* When using more than two contact blocks, additional screws must be purchased separately (SC45 and SC90).



## Exploded Assembly View



Up to 4 contact blocks may be installed on any non-illuminated actuator. This will give the user up to 4 NO and 4 NC contacts.

# 30mm Technical Notes

## Characteristics

### Environment

Temperature Range	-25°C to +70°C (-13°F to +158°F)	
Degree of protection:	IEC 529 UL50	IP65 NEMA Type 4X, 12
Mechanical Life	All push buttons except maintained mushroom maintained mushroom	1 million of cycles 0.3 million of cycles

### Mechanical Characteristics of contact elements

Contact Operation	NO+NC	Double break, self-wiping
Rated Insulation Voltage	500 V AC	
Operating Travel	Push buttons	Changing NC state 2.4mm Changing NO state 4.3mm Travel 8.7mm
Terminal Capacity	Wiring	2x1.5 sq.mm (2x16 AWG) or 1x2.5 sq.mm (14 AWG)
Contact Material	Bimetal (Cu/Ag)	Standard single element
Short Circuit Protection	10A HRC fuse	
Rated Make Break	UL508, AC: A600; 600V, 1.2A DC: Q600; 600V, 0.1A	standard block with screw clamp terminals <b>415V AC, 4A</b> standard block with screw clamp terminals <b>220V AC, 0.5A</b>
Dielectric Strength	Push Buttons, Pilot Lights	2500V for 1 minute