



TRG15 SERIES 15W SWITCHING ADAPTER



Features

- * Universal Input: 90-264Vac
- * EMI Meets EN55022 Class B and CISPR/FCC Class B
- * Continuous Short Circuit Protection
- * Over Voltage Protection
- * Meet CEC & ErP Level V
(Output Cable Length \leq 1800mm)



Ordering information

TR15XX	-	x	XX	X	XX
Model No.	AC Plug Type	DC Plug Type	OVP Option	DC Cable Length and Type	
	A: USA 2 Pin		E: With OVP Option	01: 720mm	
	E: Europe 2 Pin			02: 1220mm	
	U: British 3 Pin			03: 1800mm	
	S: Australia 2 Pin			11: 720mm with Ferrite Core	
				12: 1220mm with Ferrite Core	
				13: 1800mm with Ferrite Core	
				* 18AWG / UL1185	

MODEL	OUTPUT VOLTAGE	MAX. LOAD	MIN. LOAD	RIPPLE & NOISE	VOLTAGE ACCURACY	LINE REGULATION	LOAD REGULATION	%EFF. (Typ.)
TRG1505	5V	2.0A	0A	1%	$\pm 2\%$	$\pm 1\%$	$\pm 4\%$	72%
TRG1506	6V	1.5A	0A	1%	$\pm 2\%$	$\pm 1\%$	$\pm 3\%$	76%
TRG1507	7.5V	1.6A	0A	1%	$\pm 2\%$	$\pm 1\%$	$\pm 3\%$	77%
TRG1509	9V	1.4A	0A	1%	$\pm 2\%$	$\pm 1\%$	$\pm 2\%$	77%
TRG1512	12V	1.0A	0A	1%	$\pm 2\%$	$\pm 1\%$	$\pm 2\%$	80%
TRG1512-01	13.6V	1.0A	0A	1%	$\pm 2\%$	$\pm 1\%$	$\pm 2\%$	81%
TRG1515	15V	1.0A	0A	1%	$\pm 2\%$	$\pm 1\%$	$\pm 2\%$	81%
TRG1518	18V	0.83A	0A	1%	$\pm 2\%$	$\pm 1\%$	$\pm 2\%$	83%
TRG1524	24V	0.63A	0A	1%	$\pm 2\%$	$\pm 1\%$	$\pm 2\%$	83%

Specifications are subject to change without notice.

Specifications

INPUT SPECIFICATIONS:

Voltage 90~264Vac
 Frequency 47 to 63Hz
 Input Current 100Vac/0.5A max., 240Vac/0.25A max.
 Inrush Current 50A max. @ 240Vac
 Leakage Current 0.25mA max.

OUTPUT SPECIFICATIONS:

Holdup Time 10ms typ. @ 115Vac
 Short Circuit Protection Hiccup Mode (Auto Recovery)
 Over Voltage Protection TVS Component to Clamp

GENERAL SPECIFICATIONS:

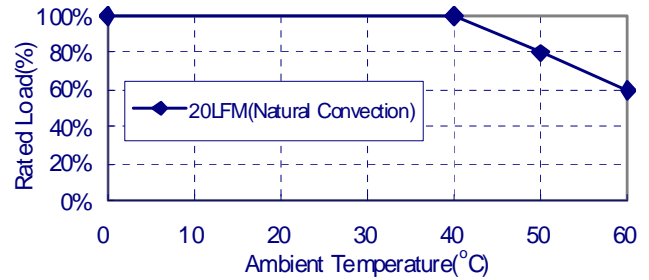
Isolation Input to output = 4,242VDC
 Operating Temperature 0°C ~ 60°C (see derating curve)
 Storage Temperature -20~85°C
 Humidity 93% RH max. Non condensing
 Cooling Natural Convection
 Switching Frequency 87KHz Typical
 MTBF MIL-HDBK-217F, GB, at 25°C/115VAC 200K hrs min.
 Altitude 2000m
 Dimensions 2.835x2.047x1.378Inches (72.00x52.00x35.00mm)
 Weight 140g(0.31 Pounds)

SAFETY AND EMC:

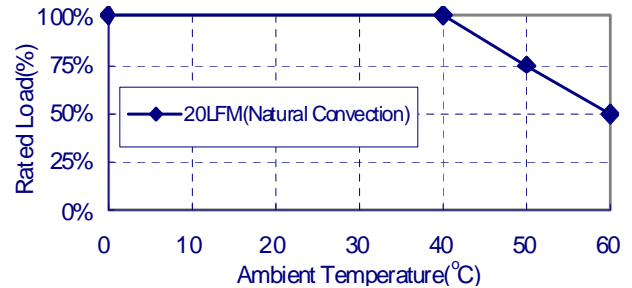
Emission and Immunity EN55022 Class B, FCC Part 15 Class B
 EN61000-6-3, EN61000-3-2, EN61000-3-3
 EN55024, EN61204-3, EN61000-6-1
 Safety IEC60950-01, EN60950-1, UL60950-1

TRG15R Series Derating Curve

TRG1505, 1506, 1507, 1509, 1512, 1512-01



TRG1515, 1518, 1524

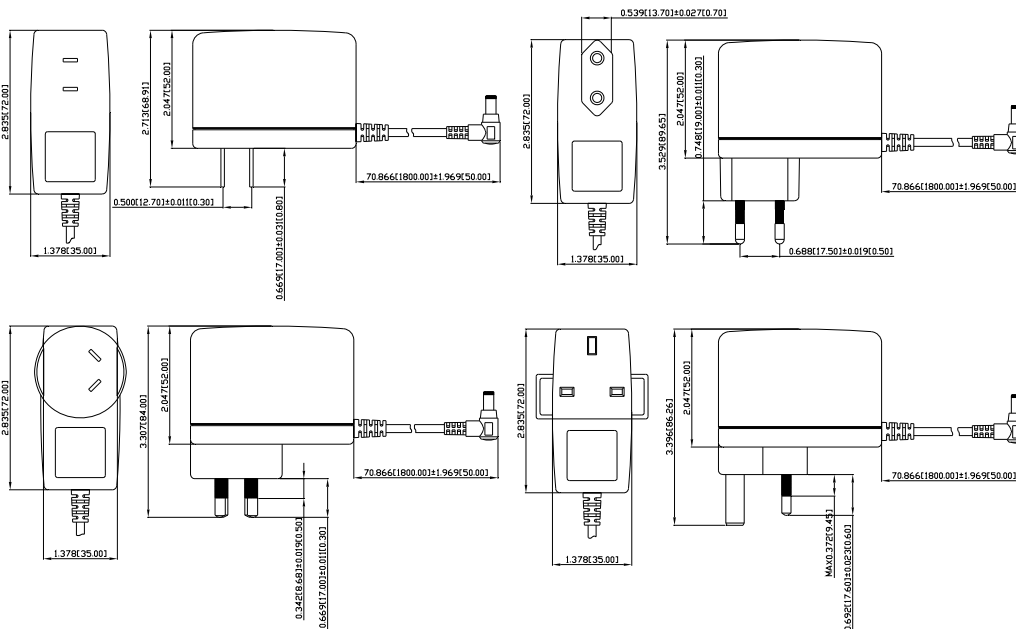


NOTE:

1. Voltage setpoint at 60% full load
2. Add a 0.1uF ceramic capacitor and a 10uF E.L. capacitor to output for Ripple & Noise measuring @20MHz BW.
3. Line regulation is measured from 100Vac to 240Vac with full load.
4. Load regulation is measured from 60% to 100% full load and from 60% to 20% load (60% +/- 40% load)

Mechanical Specification

All Dimensions are in inches(mm)
 Tolerance: Inches: X.XXX±0.02
 Millimeters: X.XX±0.5



Typical at 25°C, nominal line and 75% load, unless otherwise Specified