




TRG25 SERIES 25W SWITCHING ADAPTER



Features

- * Universal Input: 90-264Vac
- * Meets EMI Meets EN55022 Class “B” and CISPR/FCC Class B
- * Continuous Short Circuit Protection
- * Over Voltage Protection
- * Meet CEC & ErP Level V
(Output Cable Length \leq 1800mm)
(TRG25033: Output Cable Length \leq 720mm)
(TRG25050: Output Cable Length \leq 1220mm)



Ordering information

Model No.	AC Plug Type	DC Plug Type	OVP	DC Cable Length and Type
TRG25XXX - X		XX	X	XX
	A: USA 2 Pin E: Europe 2 Pin U: British 3 Pin S: Australia 2 Pin		E: With OVP	01: 720mm 02: 1220mm 03: 1800mm 11: 720mm with Ferrite Core 12: 1220mm with Ferrite Core 13: 1800mm with Ferrite Core * 18AWG / UL1185 * 16AWG / UL1185 for Vo:5V,3.3V

MODEL	OUTPUT VOLTAGE	MIN. LOAD	MAX. LOAD	RIPPLE & NOISE	VOLTAGE ACCURACY	LINE REGULATION	LOAD REGULATION	(%) EFF. (Typ)
TRG25033	3.3V	0A	4.0A	50mV	$\pm 2\%$	$\pm 1\%$	$\pm 6\%$	72%
TRG25050	5V	0A	4.0A	1%	$\pm 2\%$	$\pm 1\%$	$\pm 6\%$	75%
TRG25090	9V	0A	2.5A	1%	$\pm 2\%$	$\pm 1\%$	$\pm 2\%$	76%
TRG25120	12V	0A	2.1A	1%	$\pm 2\%$	$\pm 1\%$	$\pm 5\%$	81%
TRG25150	15V	0A	1.67A	1%	$\pm 2\%$	$\pm 1\%$	$\pm 3\%$	82%
TRG25180	18V	0A	1.4A	1%	$\pm 2\%$	$\pm 1\%$	$\pm 2\%$	82%
TRG25240	24V	0A	1.05A	1%	$\pm 2\%$	$\pm 1\%$	$\pm 2\%$	84%

Specifications are subject to change without notice.

Specifications

INPUT SPECIFICATIONS:

Voltage	90~264Vac
Frequency	47 to 63Hz
Inrush Current	0.7A max.
Inrush Current	50A max. @240Vac
Conducted EMI	CISPR/FCC Class B
Leakage Current	0.25mA max.

OUTPUT SPECIFICATIONS:

Holdup Time	10ms typ. @115Vac
Short Circuit Protection	Continuous(Auto Recovery)
Over Voltage Protection	TVS Component to Clamp
Temperature Coefficient	±0.05%/°C

GENERAL SPECIFICATIONS:

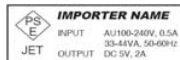
Isolation	Input to output = 4,242VDC
Operating Temperature	0 ~ 60°C (see derating curve)
Storage Temperature	-20~85°C
Humidity	93% RH max. Non condensing
Cooling	Natural Convection
Switching Frequency	65KHz Typical
MTBF	MIL-HDBK-217F, GB, 25°C/115VAC 300K hrs min.
Altitude	2000m
Dimensions	3.169x1.932x2.205Inches (80.5x49.06x56.00mm)
Weight	280g(0.62 Pounds)

SAFETY AND EMC:

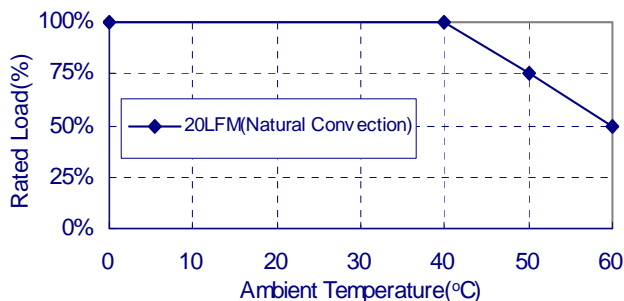
Emission and Immunity	EN55022 Class B, FCC Part 15 Class B EN61000-6-3, EN61000-3-2, EN61000-3-3 EN55024, EN61204-3, EN61000-6-1
Safety	IEC60950-1, EN60950-1, UL60950-1

NOTE:

- Voltage setpoint at 60% full load
- Add a 0.1uF ceramic capacitor and a 10uF E.L. capacitor to output for Ripple & Noise measuring @20MHz BW.
- Line regulation measured from 100Vac to 240Vac, full load.
- Load regulation measured from 60% to 100% full load and from 60% to 20% load (60% +/- 40% full load)
- "Various TR Series adapters are PSE certified. PSE certification alone is not sufficient for importation into Japan. A valid PSE mark must contain the name of the importer as shown in the example below. If PSE mark is required, the name of the registered importer must be supplied to Cincon on order placement. Product labels will not contain PSE mark if importer name is not supplied. Consult factory or local representative for details"



TRG25 Series Derating Curve



Typical at 25°C, nominal line and 75% load, unless otherwise Specified

Mechanical Specification

All Dimensions are in inches(mm)

Tolerance: Inches: X.XXX±0.02

Millimeters: X.XX±0.5

