

■ Features :

- Universal AC input / Full range
- Built-in active PFC function
- Protections: Short circuit / Overload / Over voltage
- PWM control and regulated
- High power density 6.117W/inch<sup>3</sup>
- LED indicator for power on
- 100% full load burn-in test
- 125W with 18CFM FAN
- 5"x3" compact size
- 3 years warranty

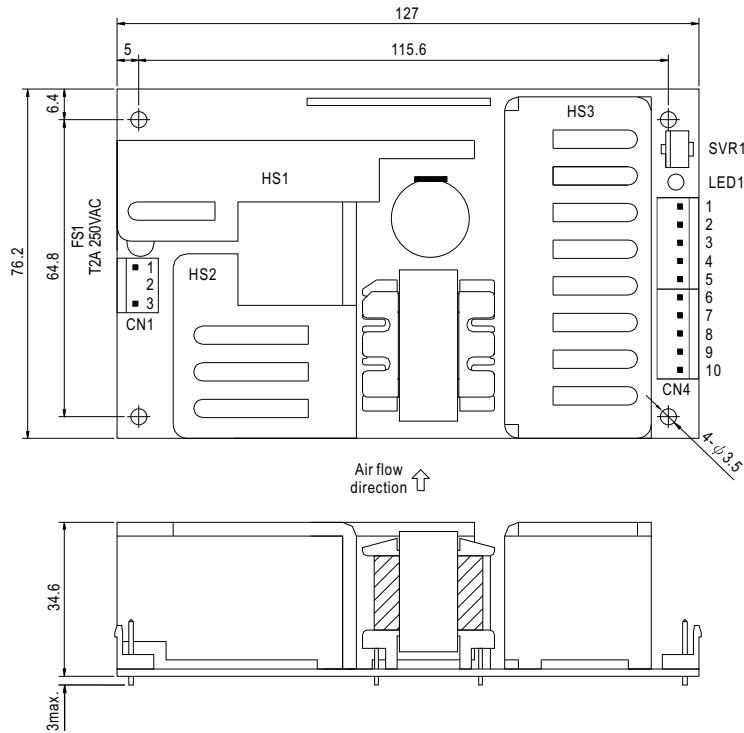


**SPECIFICATION**

MODEL	PPT-125A			PPT-125B			PPT-125C			PPT-125D			
OUTPUT	OUTPUT NUMBER	CH1	CH2	CH3	CH1	CH2	CH3	CH1	CH2	CH3	CH1	CH2	CH3
	DC VOLTAGE	3.3V	5V	12V	5V	12V	-12V	5V	15V	-15V	5V	24V	12V
	RATED CURRENT	10A	8A	0.5A	11.5A	3A	0.5A	11A	2.5A	0.5A	7A	2.5A	0.5A
	CURRENT RANGE (convection)	1 ~ 10A	0.8 ~ 8A	0.05 ~ 0.5A	1 ~ 11.5A	0.3 ~ 3A	0.05 ~ 0.5A	1 ~ 11A	0.25 ~ 2.5A	0.05 ~ 0.5A	1 ~ 7A	0.25 ~ 2.5A	0.05 ~ 0.5A
	CURRENT RANGE (18CFM FAN)	1 ~ 12.5A	0.8 ~ 10A	0.05 ~ 0.63A	1 ~ 14.38A	0.3 ~ 3.75A	0.05 ~ 0.63A	1 ~ 13.75A	0.25 ~ 3.13A	0.05 ~ 0.63A	1 ~ 8.75A	0.25 ~ 3.13A	0.05 ~ 0.63A
	RATED POWER (convection)	79W			99.5W			100W			101W		
	RATED POWER (18CFM FAN)	98.8W			124.46W			125.15W			126.43W		
	RIPPLE & NOISE (max.) Note.2	100mVp-p	100mVp-p	120mVp-p	100mVp-p	120mVp-p	120mVp-p	100mVp-p	150mVp-p	150mVp-p	100mVp-p	240mVp-p	120mVp-p
	VOLTAGE ADJ. RANGE	CH1:3.13 ~ 3.46V			CH1:4.75 ~ 5.25V			CH1:4.75 ~ 5.25V			CH1:4.75 ~ 5.25V		
	VOLTAGE TOLERANCE Note.3	±3.0%	±5.0%	±6.0%	±3.0%	±5.0%	±6.0%	±3.0%	±5.0%	±6.0%	±3.0%	±5.0%	±6.0%
	LINE REGULATION	±0.5%	±0.5%	±0.5%	±0.5%	±0.5%	±0.5%	±0.5%	±0.5%	±0.5%	±0.5%	±0.5%	±0.5%
	LOAD REGULATION	±3.0%	±3.0%	±5.0%	±3.0%	±3.0%	±5.0%	±3.0%	±3.0%	±5.0%	±3.0%	±3.0%	±5.0%
	SETUP, RISE TIME	1000ms, 30ms/230VAC			2000ms, 30ms/115VAC at full load								
	HOLD UP TIME (Typ.)	24ms/230VAC			24ms/115VAC at full load								
INPUT	VOLTAGE RANGE	90 ~ 264VAC		127 ~ 370VDC									
	FREQUENCY RANGE	47~63Hz											
	POWER FACTOR (Typ.)	PF>0.93/230VAC			PF>0.98/115VAC at full load								
	EFFICIENCY (Typ.)	75%			78%			78%			78%		
	AC CURRENT (Typ.)	1.7A/115VAC			0.75A/230VAC								
	INRUSH CURRENT (Typ.)	COLD START 24A/230VAC											
LEAKAGE CURRENT	<2mA / 240VAC												
PROTECTION	OVERLOAD	130 ~ 160% rated output power Protection type : Fold back current limiting, recovers automatically after fault condition is removed											
	OVER VOLTAGE	CH1:3.6 ~ 4.45V			CH1:5.75 ~ 6.75V			CH1:5.75 ~ 6.75V			CH1:5.75 ~ 6.75V		
ENVIRONMENT	WORKING TEMP., HUMIDITY	-20 ~ +70°C (Refer to output load derating curve)											
	WORKING TEMP.	20 ~ 90% RH non-condensing											
	STORAGE TEMP., HUMIDITY	-40 ~ +85°C, 10 ~ 95% RH											
	TEMP. COEFFICIENT	±0.05%/°C (0 ~ 50°C)											
	VIBRATION	10 ~ 500Hz, 2G 10min./1cycle, 60min. each along X, Y, Z axes											
SAFETY & EMC (Note 4)	SAFETY STANDARDS	UL60950-1, TUV EN60950-1 approved											
	WITHSTAND VOLTAGE	I/P-O/P:3KVAC I/P-FG:1.5KVAC O/P-FG:0.5KVAC											
	ISOLATION RESISTANCE	I/P-O/P, I/P-FG, O/P-FG:100M Ohms / 500VDC / 25°C / 70% RH											
	EMI CONDUCTION & RADIATION	Compliance to EN55022 (CISPR22) Class B											
	HARMONIC CURRENT	Compliance to EN61000-3-2,-3											
OTHERS	EMC IMMUNITY	Compliance to EN61000-4-2,3,4,5,6,8,11; ENV50204, EN55024, light industry level, criteria A											
	MTBF	94.7Khrs min. MIL-HDBK-217F (25°C)											
NOTE	DIMENSION	127*76.2*34.6mm (L*W*H)											
	PACKING	0.37Kg; 36pcs/14.3Kg/0.79CUFT											
<p>1. All parameters NOT specially mentioned are measured at 230VAC input, rated load and 25°C of ambient temperature.                  2. Ripple &amp; noise are measured at 20MHz of bandwidth by using a 12" twisted pair-wire terminated with a 0.1uF &amp; 47uF parallel capacitor.                  3. Tolerance : includes set up tolerance, line regulation and load regulation.                  4. The power supply is considered a component which will be installed into a final equipment. The final equipment must be re-confirmed that it still meets EMC directives. For guidance on how to perform these EMC tests, please refer to "EMI testing of component power supplies."                  (as available on <a href="http://www.meanwell.com">http://www.meanwell.com</a>)                  5. Heat Sink HS1,HS2 &amp; HS3 can not be shorted.</p>													

## Mechanical Specification

Unit:mm



AC Input Connector (CN1) : JST B3P-VH or equivalent

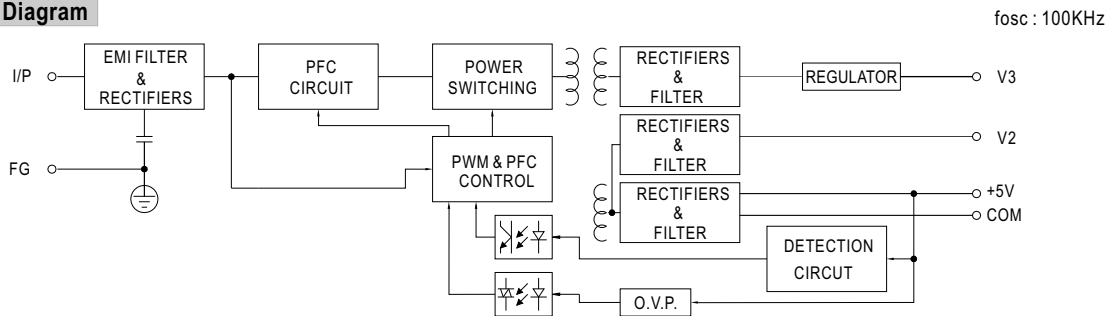
Pin No.	Assignment	Mating Housing	Terminal
1	AC/L	JST VHR or equivalent	JST SVH-21T-P1.1 or equivalent
2	No Pin		
3	AC/N		

DC Output Connector (CN4) : JST B5P-VH\*2 or equivalent

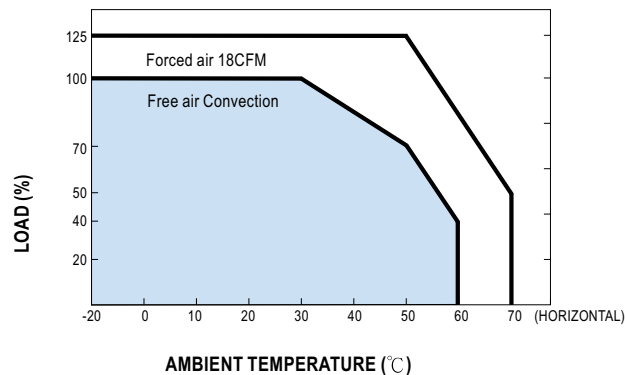
Pin No.	Assignment	Mating Housing	Terminal
1	CH3	JST VHR or equivalent	JST SVH-21T-P1.1 or equivalent
2,3	CH2		
4~8	GND		
9,10	CH1		

⚠ HS1, HS2 & HS3 can not be shorted

## Block Diagram



## Derating Curve



## Output Derating VS Input Voltage

