

4

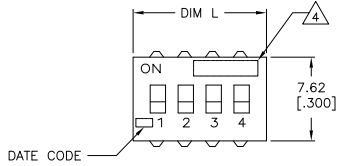
3

2

1

THIS DRAWING IS UNPUBLISHED. RELEASED FOR PUBLICATION. ALL RIGHTS RESERVED.

LOC	DIST	REVISIONS			
F	LNK	DESCRIPTION	DATE	BY	APPD
B3		REVISED PER ECO-11-004917	11MAR11	RK	HMR



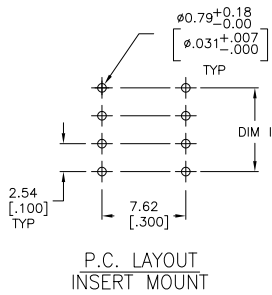
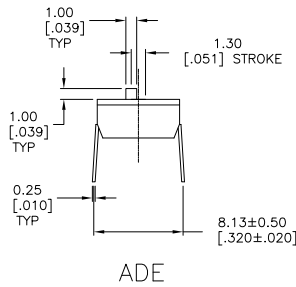
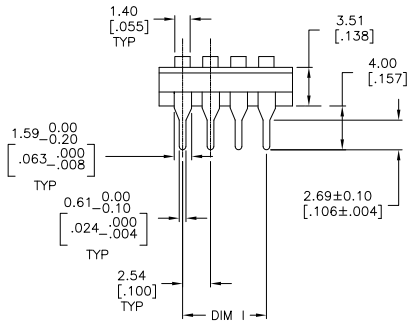
Specifications:
 MATERIAL
 BASE, PPS, UL94V-0, BLACK
 COVER, PPS, UL94V-0, BLACK
 ACTUATOR, PBT, UL94V-0, WHITE
 FIXED CONTACT/TERMINAL, CU ALLOY-GOLD FLASH OVER NICKEL
 MOVING CONTACT, CU ALLOY, PLATE-GOLD FLASH/NICKEL

ELECTRICAL
 MAX CONTACT RATING SWITCHING, 100MILLIAMPS @ 24 VDC
 MIN CONTACT RATING SWITCHING, .1MICROAMP @ 1 MILLIVOLT
 MAX CONTACT NON-SWITCHING, 1AMP @ 5 VDC
 INITIAL CONTACT RESISTANCE, 50 MILLIOHMS MAX.
 CONTACT RESISTANCE (AFTER ENVIRONMENTAL TEST), 100 MILLIOHMS
 CONTACT RESISTANCE (AFTER GAS TEST), 300 MILLIOHMS
 INSULATION RESISTANCE, 1,000 MEGOHMS MIN. @ 100 VDC
 DIELECTRIC STRENGTH, 500 VAC RMS @ SEA LEVEL
 LIFE EXPECTANCY, 1,000 CYCLES

MECHANICAL
 OPERATING FORCE, LESS THAN 800 GRAMS
 CONTACT PRESSURE, 280,000 PSI

ENVIRONMENTAL
 OPERATING TEMPERATURE, -30 TO +85 DEGREES C
 STORAGE TEMPERATURE, -45 TO +105 DEGREES C
 CLEANING, AQUEOUS OR SOLVENT
 SOLDER HEAT RESISTANCE, PER 109-202, COND B, SWITCH "OFF".
 SOLDERABILITY PER JIS C 0050 & JIS 0053

- SWITCHES TO BE RECEIVED IN THE "OFF" POSITION AND PACKAGED IN CLEAR TUBES TO ACCOMMODATE AUTO-INSERTION.
 - TOP SURFACE TO BE CLEARLY MARKED AS SHOWN
 - SWITCHES TO BE BLACK WITH WHITE ACTUATORS AND MARKINGS.
 - ALL MATERIALS AND FINISHES SHALL COMPLY WITH EU DIRECTIVE 2002/95/EC OF 27JAN2003 (ROHS)
- ⚠️ OBSOLETE PARTS: OBSOLETE CIS STREAMLINING PER D.RENAUD/D.SINISI



⚠️ OBSOLETE	ADE07A04	19.71[.776]	15.24[.600]	7	1825360-7
	ADE10A04	27.38[1.078]	22.86[.900]	10	1825360-6
	ADE08A04	22.25[.876]	17.78[.700]	8	1825360-5
	ADE06A04	17.17[.676]	12.70[.500]	6	1825360-4
	ADE04A04	12.09[.476]	7.62[.300]	4	1825360-3
	ADE03A04	9.55[.376]	5.08[.200]	3	1825360-2
	ADE02A04	7.01[.276]	2.54[.100]	2	1825360-1
	T&B P/N	DIM L	Dim I	No. of Posn	Part Number

THIS DRAWING IS A CONTROLLED DOCUMENT.		SW	M. BINNER	18JUL05
DIMENSIONS: mm [INCHES]		CHK	M. SARVER	15FEB05
TOLERANCES UNLESS OTHERWISE SPECIFIED:		APPD	M. SARVER	15FEB05
0 PLG	± .000	PRODUCT SPEC		
1 PLG	± .000	APPLICATION SPEC		
2 PLG	± .000	SIZE		
3 PLG	± .000	CASE CODE		
4 PLG	± .000	DRAWING NO		
ANGLES	± .000	RESTRICTED TO		
MATERIAL		CUSTOMER DRAWING		SCALE: 4:1 SHEET 1 of 1 REV B3

TE Connectivity

DIP SWITCH, ADE THRU HOLE