

**MICRO SWITCH**  
a Honeywell Division

FED. MFG. CODE 91929

SWITCH - BASIC

CATALOG LISTING

V7-3E17D8-000-3

CW-B8424

CATALOG LISTING  
V7-3E17D8-000-3

REPLACES X92436-V7

RELEASE NO. PR-18065

ISSUE  
**M**

2

CHECK

REVISIONS  
A CO-76104  
C R T  
4 OCT 93

CHECK

9 MAR 90

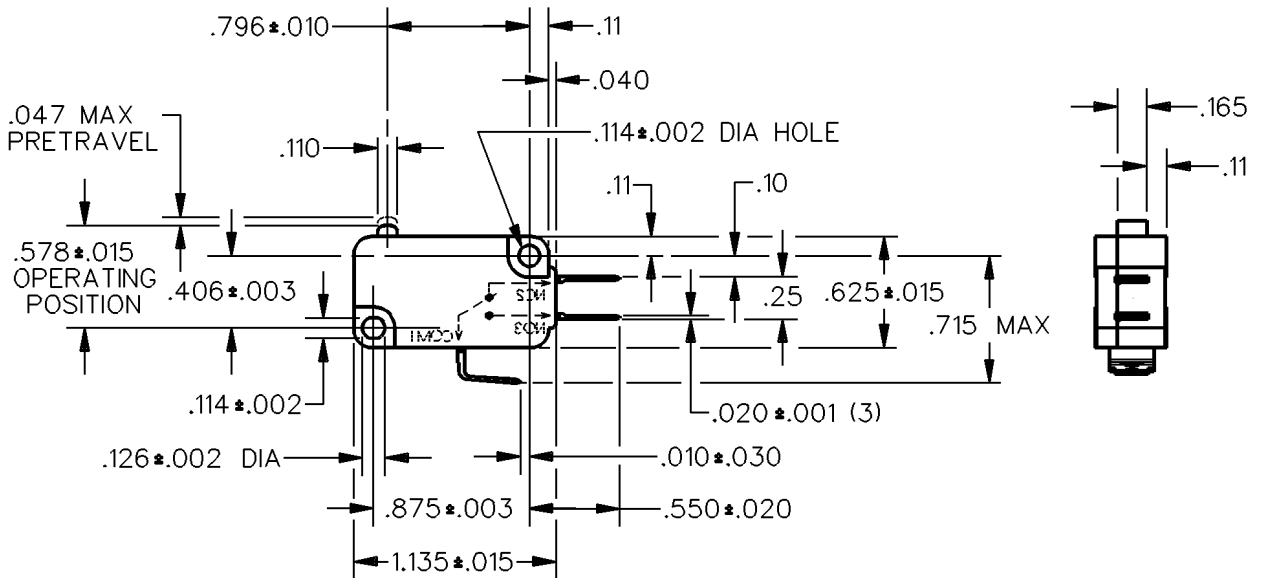
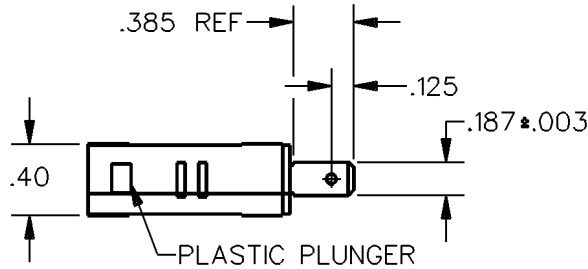
D C S

CHECK

B A B MAR 90

DDM/CAD

DRAWN

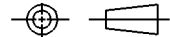


NOTE

1 - SWITCH WILL OPERATE AND RELEASE WITHIN FULL EXCURSION OF THE PLUNGER

THIS DRAWING COVERS A PROPRIETARY ITEM AND IS THE PROPERTY OF MICRO SWITCH, A DIVISION OF HONEYWELL. THIS DRAWING IS NOT TO BE COPIED OR USED WITHOUT THE APPROVAL OF MICRO SWITCH.

THIRD ANGLE PROJECTION



CHARACTERISTICS	ELECTRICAL DATA	SCALE FULL	DO NOT SCALE PRINT	
OPERATING FORCE -----50 GRAM MAX	CONTACT ARRANGEMENT S P D T	UNLESS OTHERWISE SPECIFIED TOLERANCES ARE	ONE PLACE (.0) ±.030	
RELEASE FORCE -----5 GRAM MIN	L216 10A 1/3HP 125, 250 OR 277 VAC 1/2A 125 VDC 1/4A 250 VDC; 4A 125 VAC "L"			TWO PLACE (.00) ±.015
DIFFERENTIAL TRAVEL -----.002-.010				THREE PLACE (.000) ±.005
OVERTRAVEL -----.050 MIN		ANGLES	±	
FREE POSITION -----.625 MAX		WEIGHT		
RELEASE TRAVEL -----.010 MIN				

