

**MICRO SWITCH**  
a Honeywell Division

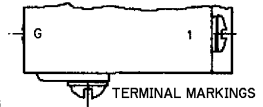
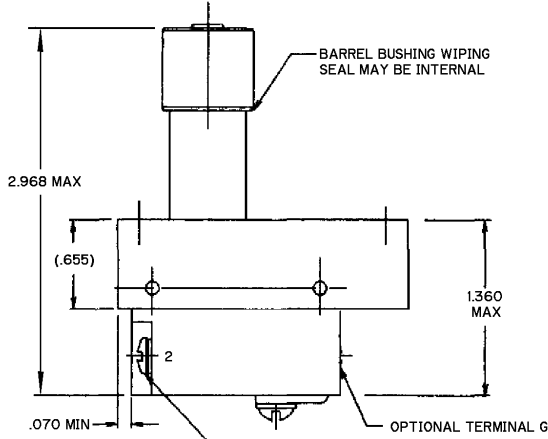
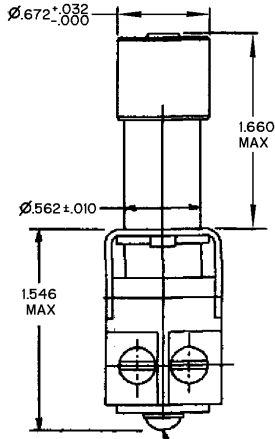
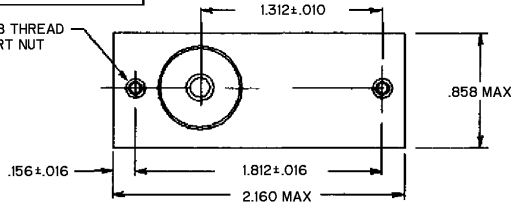
**SWITCH - ENCLOSED**

CATALOG LISTING  
**JS-554**

**M8805/55-004**

FED. WFS. CODE 91929

2X  $\varnothing$ .138-32 UNC-2B THREAD  
SELF LOCKING INSERT NUT



TERMINAL G  
 $\varnothing$ .138-32 UNC-2A  
(\*6-32 UNC-2A) .250 LONG  
ROUND HEAD SCREW MS35338-98  
LOCKWASHER OR EQUIVALENT

3X  $\varnothing$ .125-40 UNC-2A  
(\*5-40 UNC-2A) .250  
LONG BINDING HEAD  
SCREW (1 ADDITIONAL  
G TERMINAL OPTIONAL)

THIS DRAWING COVERS A PROPRIETARY ITEM AND IS THE PROPERTY OF MICRO SWITCH, A DIVISION OF HONEYWELL. THIS DRAWING IS NOT TO BE COPIED OR USED WITHOUT THE APPROVAL OF MICRO SWITCH

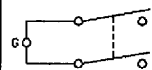
THIRD ANGLE PROJECTION

CHARACTERISTICS	
ACTUATING FORCE	7 - 11 LBS
FULL OVERTRAVEL FORCE	20 LBS MAX
RELEASE FORCE	5 LB MIN
PRETRAVEL	.090 MIN
DIFFERENTIAL TRAVEL	.050 MIN
OVERTRAVEL	.050 MIN
TOTAL TRAVEL	.165 MIN

ELECTRICAL DATA		
CONTACT ARRANGEMENT D P S T - N O		
28 VDC		
INDUCTIVE	RATED LOAD	OVERLOAD
	.75	1.75

SCALE NONE	
DO NOT SCALE PRINT	
UNLESS OTHERWISE SPECIFIED TOLERANCES ARE	
ONE PLACE	±.030
TWO PLACE	±.015
THREE PLACE	±.005
ANGLES	±
WEIGHT .32 LB MAX	

CIRCUIT DIAGRAM



NOTES

- 1 - SWITCH SEALED PER MIL-PRF-8805, SYMBOL 1
- 2 - TERMINAL HARDWARE PACKET FURNISHED UNASSEMBLED: 15PA308-JS INCLUDES BUSS BRACKET AND TERMINAL SCREWS
- 3 - MICRO SWITCH, MANUFACTURER'S CAGE CODE, CATALOG LISTING, MILITARY PART NUMBER AND DATE CODE IDENTIFIED ON SIDE OF SWITCH
- 4 - OPERATING TEMPERATURE RANGE: -40°C TO +85°C

ANSI Y14.5M-1982 APPLIES

JS-554

ISSUE 4

REVISIONS  
A 201207  
B 0000318

CHECK SAV 7 OCT 99

RASTER