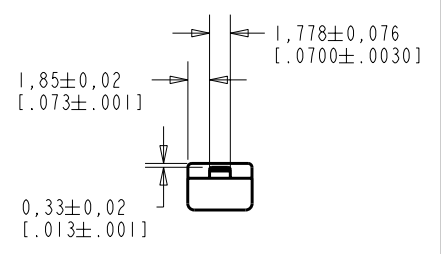
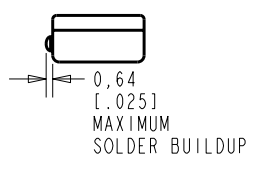
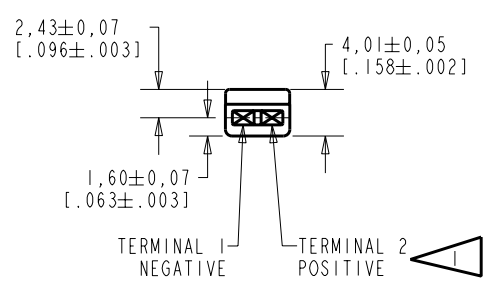
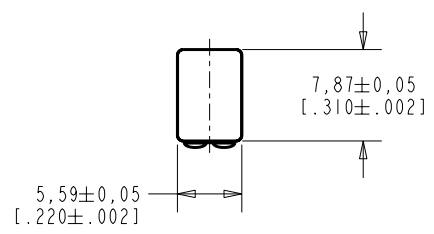


EF-26419-000
SHT 1.1

NOTES:

- 1 A POSITIVE GOING VOLTAGE AT TERMINAL 2, RELATIVE TO TERMINAL 1, CAUSES A INCREASE IN PRESSURE AT THE SOUND OUTLET.
- 2 LOCATED FROM TWO SURFACES FOR CUSTOMER CONVENIENCE. ONLY APPLICABLE FROM ONE SURFACE, NOT TO BE USED TOGETHER. HORIZONTAL LOCATION FOR TERMINAL CENTERED TO $\pm 0,17$ [.007].

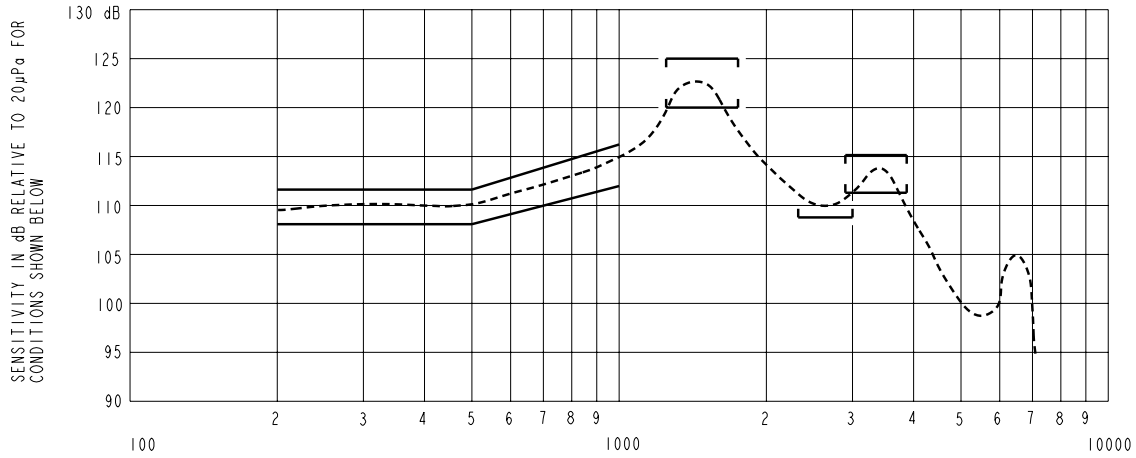


NOMINAL WEIGHT
.66 GRAM
DIMENSIONS IN MILLIMETERS [INCHES]

KNOWLES ELECTRONICS
ITASCA, ILLINOIS U.S.A.

Revision	C.O. #	Implementation Date	RELEASE LEVEL	REVISION
B	C10105798	5-2-07	Released	B
A	C10103441	11-17-05		
SCALE: 2:1			DR. BY	DATE
DO NOT SCALE DRAWING			MMM	11-17-05
TITLE: RECEIVER			EF-26419-000	GJP
OUTLINE DRAWING			SHT 1.1	11-22-05
			APP. BY	DATE
			GJP	11-22-05

KE111ASTZE.FRM Rev: B



NOTES:

FREQUENCY IN HERTZ

1. MEASUREMENTS MADE USING 10mm (.394") X 1mm (.039") ID TUBE CONNECTED TO A SIMULATED ANSI S3.7-1973 TYPE HA-3 COUPLER (IEC 126).

2. SENSITIVITY

FREQUENCY	MIN.	MAX.
200	108.0	112.0
500	108.0	112.0
1000	112.5	116.5
1250-1750	120.0	125.0
2300-3000	108.5	---
2900-3900	111.5	115.5

- 3. RESPONSE, IMPEDANCE, AND DISTORTION MEASUREMENTS MADE USING THE ELECTRICAL TEST CONDITIONS SHOWN BELOW.
- 4. ELECTRICAL SOURCE IMPEDANCE MUST BE GREATER THAN 20 TIMES 1KHz IMPEDANCE FOR TEST CONDITIONS SHOWN BELOW.
- 5. INDIVIDUAL SPECIFICATIONS.

PORT LOCATION	IMPEDANCE OHMS ±15%		DCR @20°C OHMS ±10%	DISTORTION		ELECTRICAL TEST CONDITIONS	
	1KHz	500Hz		MAX. %	FREQ Hz	AC mA RMS	DC mA
12N	377	140	46	10	500	1.67	0.00

Revision	C.O. #	Implementation Date	RELEASE LEVEL	REVISION
B	C10105798	5-2-07	Released	B
A	C10103441	11-17-05		

KNOWLES ELECTRONICS
ITASCA, ILLINOIS U.S.A.

WHEN TEST LIMITS ARE USED TO ESTABLISH INCOMING INSPECTION ACCEPTANCE/REJECTION CRITERIA, CORRELATION OF TEST EQUIPMENT WITH KNOWLES IS ALSO REQUIRED FOR ELIMINATION OF EQUIPMENT AND TEST METHOD VARIATION

TITLE: **RECEIVER** EF-26419-000
PERFORMANCE SPECIFICATION SHT 2.1

DR. BY	DATE
MM	11-17-05
CK. BY	DATE
GJP	11-22-05
APP. BY	DATE
GJP	11-22-05