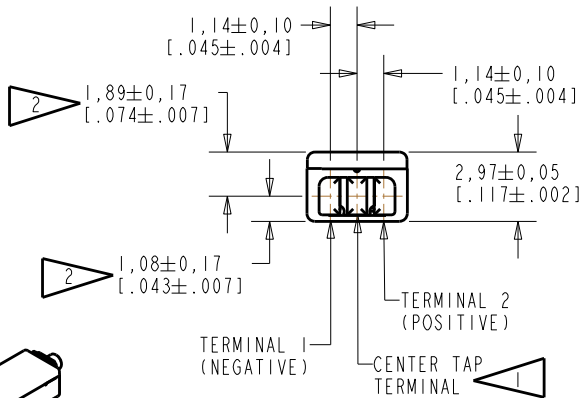
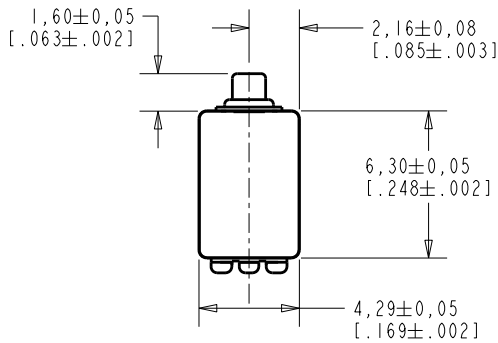


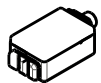
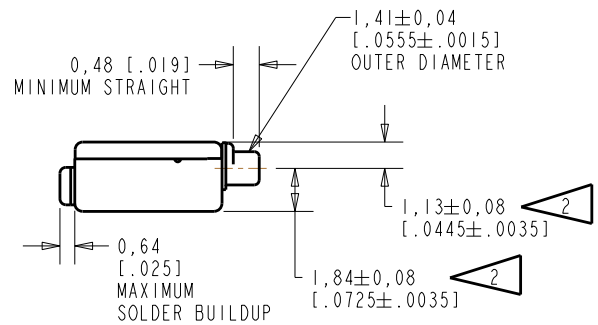
ED-21992-000

SHT 1.1



NOTE:

- 1 A POSITIVE GOING VOLTAGE AT TERMINAL 2, RELATIVE TO THE CENTER TAP TERMINAL, OR A NEGATIVE GOING VOLTAGE AT TERMINAL 1, RELATIVE TO THE CENTER TAP TERMINAL, CAUSES A DECREASE IN PRESSURE AT THE SOUND OUTLET.
- 2 LOCATED FROM TWO SURFACES FOR CUSTOMER CONVENIENCE. ONLY APPLICABLE FROM ONE SURFACE, NOT TO BE USED TOGETHER. HORIZONTAL LOCATION FOR TERMINAL CENTERED TO $\pm 0,17$ [.007].



SCALE 2:1

NOMINAL WEIGHT
.31 GRAM

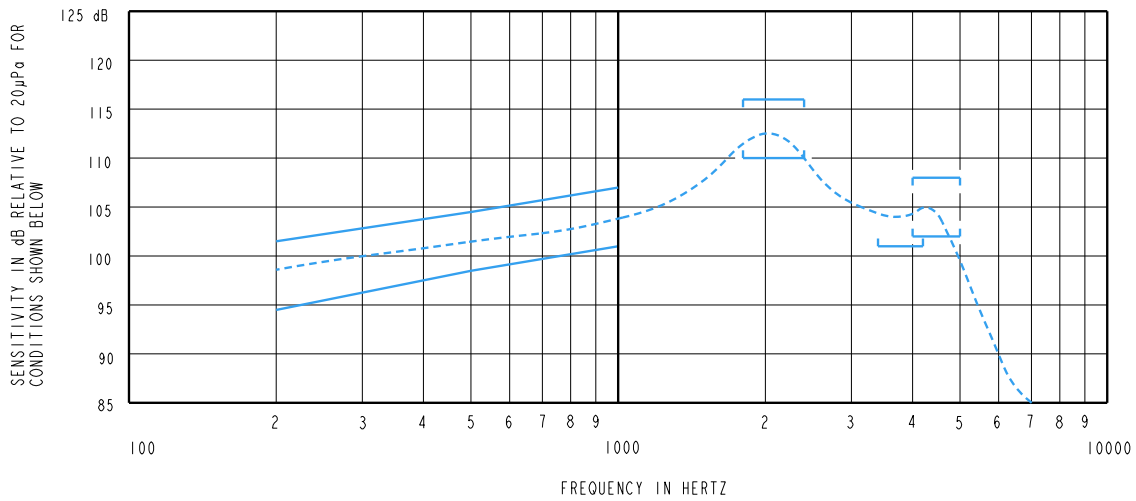
DIMENSIONS IN MILLIMETERS [INCHES]

KNOWLES ELECTRONICS
ITASCA, ILLINOIS U.S.A.

Revision	C.O. #	Implementation Date	RELEASE LEVEL	REVISION
B	C10107990	7-31-08	Active	B
A	C10103543	1-3-06		
SCALE: 4:1			DR. BY	DATE
DO NOT SCALE DRAWING			CRG	1-3-06
			CK. BY	DATE
TITLE: RECEIVER		ED-21992-000	GJP	1-5-06
OUTLINE DRAWING		SHT 1.1	APP. BY	DATE
			GJP	1-5-06

RE111AS12E.FRM

Rev: B



NOTES:

1. MEASUREMENTS MADE USING 10m (.394") X 1mm (.039") ID TUBE CONNECTED TO A SIMULATED ANSI S3.7-1973 TYPE HA-3 COUPLER. (IEC 126).

2. SENSITIVITY

FREQUENCY	MIN.	MAX.
200	94.5	101.5
500	98.5	104.5
1000	101.0	107.0
1800-2400	110.0	116.0
3400-4200	101.0	---
4000-5000	102.0	108.0

- 3. RESPONSE, IMPEDANCE, AND DISTORTION MEASUREMENTS MADE USING THE ELECTRICAL TEST CONDITIONS SHOWN BELOW.
- 4. ELECTRICAL SOURCE IMPEDANCE MUST BE GREATER THAN 20 TIMES 1KHz IMPEDANCE FOR TEST CONDITIONS SHOWN BELOW.
- 5. INDIVIDUAL SPECIFICATIONS.

PORT LOCATION	IMPEDANCE OHMS ±15%		DCR @20°C OHMS ±10%	DISTORTION		ELECTRICAL TEST CONDITIONS	
	1KHz	500Hz		MAX. %	FREQ Hz	AC mA RMS	DC mA
12C	760	420	196	5	800	0.70	0.00

Revision	C.O. #	Implementation Date	RELEASE LEVEL	REVISION
B	C10107990	7-31-08	Active	B
A	C10103543	1-3-06		

KNOWLES ELECTRONICS
ITASCA, ILLINOIS U.S.A.

WHEN TEST LIMITS ARE USED TO ESTABLISH INCOMING INSPECTION ACCEPTANCE/REJECTION CRITERIA, CORRELATION OF TEST EQUIPMENT WITH KNOWLES IS ALSO REQUIRED FOR ELIMINATION OF EQUIPMENT AND TEST METHOD VARIATION		DR. BY	DATE
TITLE: RECEIVER		CRG	1-3-06
		DR. BY	DATE
PERFORMANCE SPECIFICATION		GJP	1-5-06
		APP. BY	DATE
		GJP	1-5-06

ED-21992-000

SHT 2.1