


Features

- DPDT, 4PDT & 6PDT Versions
- Combination Solder/Plug-In Terminals
- Printed Circuit Mount Version (P-suffix)
- Bifurcated Contacts (T-suffix)
- See-Thru Plastic Cover
- Gold Overlay Bar Type Long Life Contacts

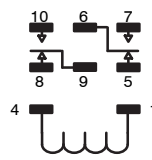


R16 Series

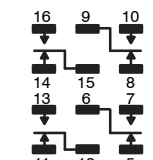


Miniature Industrial 3 Amp & 5 Amp AC & DC Relays.

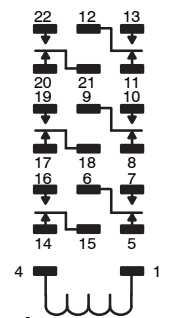
DPDT, 2 Form "C"



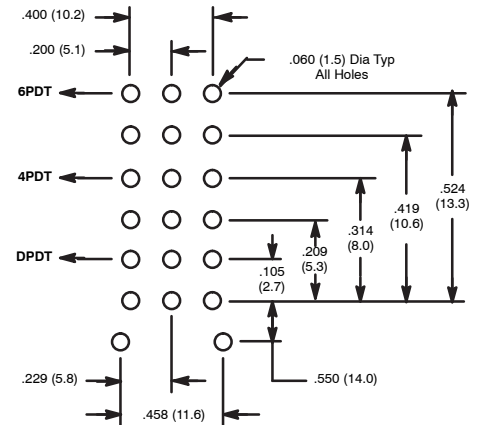
4PDT, 4 Form "C"



6PDT, 6 Form "C"



Suggested Circuit Board Layout



Electrical Specifications

Contact

Contact Rating: See chart (Note: U.L. for 3 Amp Only)
Contact Material: Silver, gold alloy and gold overlay
Contact Resistance: 0.050 Max. initial

Coil

Coil Voltages: See Chart
Pick-up Voltage: 80% of nominal or less
Resistance: See chart

Operational Characteristics

Timing Values Operate Time: DPDT-12 mS,
 4PDT -14 mS or less } at nominal
Release Time: 8 mS or less } coil voltage

Insulation Characteristics

Dielectric Strength

Contact To Coil: 1500 VRMS
Across Open Contacts: 500 VRMS
Coil To Frame: 1000 VRMS
Insulation Resistance: 1000 megohms
 at 25°C and 50% RH

Environmental Characteristics

Operating: -55°C to +70°C, 10 sec. max
Solder-bath: 525°F (260°C) approx.

Weight

Std: 0.8 to 1.4 oz (22 to 40 grams) approx.

AC OPERATED

NTE Type No.	Nom. Voltage	Contact Arr.	Coil Res. Ohms (Typ)	Nom. Power	Max. Contact Cur. @ 28VDC or 120VAC	Diag No.
R16-11A5-115	120VAC	DPDT	—	1.5VA	5A	D12
R16-17A5-115	120VAC	4PDT	—	2.5VA	5A	D12
R16-17A5-115T	120VAC	4PDT	—	2.5VA	5A	D12

DC OPERATED

R16-11D3-12	12VDC	DPDT	185	0.75W	3A	D12
R16-11D3-12P	12VDC	DPDT	185	1W	3A	D12A
R16-11D3-24	24VDC	DPDT	700	1W	3A	D12
R16-11D3-24P	24VDC	DPDT	700	1W	3A	D12A
R16-17D3-12	12VDC	4PDT	185	0.75W	3A	D12
R16-17D3-24	24VDC	4PDT	700	1W	3A	D12
R16-11D5-5	5/6VDC	DPDT	52	0.5W	5A	D12
R16-11D5-12	12VDC	DPDT	185	0.75W	5A	D12
R16-11D5-24	24VDC	DPDT	700	1W	5A	D12
R16-17D5-5	5/6VDC	4PDT	52	1W	5A	D12
R16-17D5-12	12VDC	4PDT	185	1W	5A	D12
R16-17D5-12P	12VDC	4PDT	185	1W	5A	D12A
R16-17D5-24	24VDC	4PDT	700	1W	5A	D12
R16-17D5-24P	24VDC	4PDT	700	1W	5A	D12A
R16-23D5-12 (RLY2572 Note1)	12VDC	6PDT	90	1W	5A	D12
R16-23D5-24 (RLY2573 Note2)	24VDC	6PDT	430	1W	5A	D12

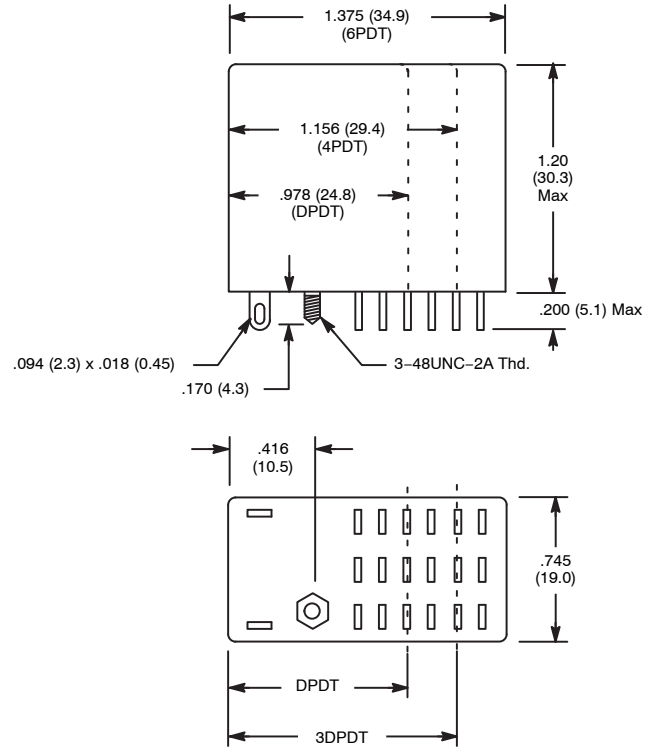
Note 1. R16-23D5-12 and RLY2572 are exact equivalents and may be received with either device number on the package.

Note 2. R16-23D5-24 and RLY2573 are exact equivalents and may be received with either device number on the package.

ACCESSORIES

MOUNTING STYLES	DESCRIPTION	NTE TYPE NO.
PANEL MOUNT (DPDT) (4PDT) (6PDT)	10-PIN BLADE 16-PIN BLADE 22-PIN BLADE	R95-103 R95-109 RLY9134
FLANGE MOUNT (DPDT) (4PDT) (6PDT)	10-PIN BLADE 16-PIN BLADE 22-PIN BLADE	RLY9173 RLY9174 RLY9175
PC MOUNT (DPDT) (4PDT) (6PDT)	10-PIN BLADE 10-PIN BLADE 16-PIN BLADE 16-PIN BLADE 22-PIN BLADE 22-PIN BLADE	R95-102 RLY9170 R95-108 RLY9171 RLY9135 RLY9172

D12



D12A

