

# ILB IB 24 DI16


Order No.: 2862330



<http://eshop.phoenixcontact.de/phoenix/treeViewClick.do?UID=2862330>


Inline Block I/O digital input module, INTERBUS, 16 inputs, 24 V DC, 2, 3-wire connection technology



Commercial data	
GTIN (EAN)	 4 017918 943066
sales group	K440
Pack	1 pcs.
Customs tariff	85389091
Catalog page information	Page 152 (AX-2011)

**Product notes**

WEEE/RoHS-compliant since:  
11/21/2007



<http://www.download.phoenixcontact.com>  
Please note that the data given here has been taken from the online catalog. For comprehensive information and data, please refer to the user documentation. The General Terms and Conditions of Use apply to Internet downloads.

Technical data	
<b>General data</b>	
Width	95 mm
Height	140.5 mm
Depth	57 mm
Note on dimensions	Specifications with male connectors

Weight	300 g
Note on weight specifications	with male connectors
Mounting type	DIN rail
Ambient temperature (operation)	-25 °C ... 60 °C
Ambient temperature (storage/transport)	-25 °C ... 85 °C
Permissible humidity (operation)	max. 85 % ((no condensation))
Permissible humidity (storage/transport)	95 % (no condensation)
Air pressure (operation)	80 kPa ... 108 kPa (up to 2000 m above mean sea level)
Air pressure (storage/transport)	66 kPa ... 108 kPa (up to 3500 m above mean sea level)
Degree of protection	IP20
Protection class	III, IEC 61140, EN 61140, VDE 0140-1
Test section	I/Os / incoming remote bus 500 V AC 50 Hz 1 min I/Os / outgoing remote bus 500 V AC 50 Hz 1 min I/O area / FE 500 V AC 50 Hz 1 min Incoming remote bus / FE 500 V AC 50 Hz 1 min Outgoing remote bus / FE 500 V AC 50 Hz 1 min Incoming remote bus / outgoing remote bus 500 V AC 50 Hz 1 min
Conformance with EMC directives	EN55022:1998+A1:2000 Class B
Noise emission	Class B (residential)
Mechanical tests	Vibration (operation) in acc. with IEC 60068-2-6:1982 5g Shock test in acc. with IEC 60068-2-27 25g

#### Interface

Fieldbus system	INTERBUS
Name	INTERBUS remote bus
Connection method	Inline connectors
Transmission speed	500 kBaud 500 kBit/s

#### Power supply for module electronics

Supply voltage	24 V DC
Supply voltage range	19.2 V DC ... 30 V DC (including all tolerances, including ripple)
Supply current	80 mA
Current consumption	Approx. 80 mA

### Digital inputs

Input name	Digital inputs
Description of the input	EN 61131-2 type 1
Connection method	Spring-cage connection
	2, 3-wire
Number of inputs	16
Typical response time	Approx. 500 µs
Protective circuit	Short-circuit protection, overload protection of the sensor supply
Input voltage	24 V DC
Input voltage range "0" signal	-30 V DC ... 5 V DC
Input voltage range "1" signal	15 V DC ... 30 V DC
Nominal input current at $U_{IN}$	5 mA

### Certificates / Approvals



Certification	CUL, UL
Certification Ex:	CUL-EX LIS, UL-EX LIS

### Accessories

Item	Designation	Description
<b>Assembly</b>		
3022276	CLIPFIX 35-5	Snap-on end bracket, for NS 35/7.5 or NS 35/15 DIN rail, can be fitted with Zack strip ZB 5 and ZBF 5, terminal strip marker KLM 2 and KLM, parking facility for FBS...5, FBS...6, KSS 5, KSS 6, width: 5,15 mm, color: gray
<b>Marking</b>		
0809492	ESL 62X10	Insert strip for laser printer, lettering field: 62 x 10 mm
2727501	IB IL FIELD 2	Labeling field, width: 12.2 mm
0808778	ZBF 6:SO/CMS	Zack strip, flat, 10-section, divisible, special printing, marking according to customer requirements

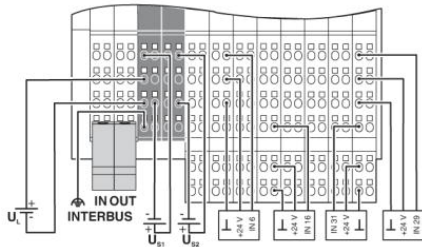
0803618	ZBFM 6/WH:UNBEDRUCKT	Zack marker sheet, flat, unprinted: 100-section, 10 strips à 10 markers, sufficient for 100 terminal blocks, for all terminal blocks, pitch 6.2 mm, labeling with M-PEN or CMS system, color: white
0803650	ZBFM 6:SO/CMS	Special printing, Zack marker sheet, flat, 100-section, divisible, marking according to customer requirements

**Plug/Adapter**

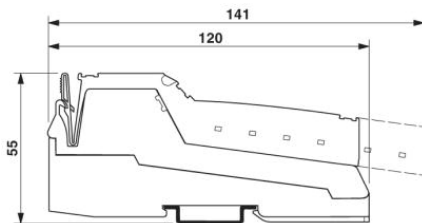
2727611	IB IL SCN-12-ICP	Connector, color coded, for digital 4, or 16-channel Inline input terminals
2863151	IB IL SCN-6 SHIELD-CP	Shield connector, for INTERBUS connection
2727637	IB IL SCN-PWR IN-CP	Connector, colored, for Inline power and segment terminal blocks

**Diagrams/Drawings**

Connection diagram



Dimensioned drawing



The illustration shows the general dimensional drawing of the Inline Block I/O product family

**Address**

PHOENIX CONTACT Inc., USA  
586 Fulling Mill Road  
Middletown, PA 17057, USA  
Phone (800) 888-7388  
Fax (717) 944-1625  
<http://www.phoenixcon.com>



© 2011 Phoenix Contact  
Technical modifications reserved;