


IL MII BK DI8 DO4-PAC

Order No.: 2884619

<http://eshop.phoenixcontact.de/phoenix/treeViewClick.do?UID=2884619>Mechatrolink bus coupler, 8 inputs, 24 V DC, 4 outputs, 24 V DC, 500
mA, complete with I/O connectors

Commercial data	
GTIN (EAN)	 4 046356 137836
sales group	K410
Pack	1 pcs.
Customs tariff	85389091
Catalog page information	Page 170 (AX-2011)

Product notesWEEE/RoHS-compliant since:
04/10/2008

<http://www.download.phoenixcontact.com>
Please note that the data given here has been taken from the online catalog. For comprehensive information and data, please refer to the user documentation. The General Terms and Conditions of Use apply to Internet downloads.

Product description

The bus coupler for the Mechatrolink protocol has 4 digital outputs and 8 digital inputs. This package contains all the necessary Inline connectors for connecting the supply and the I/Os.

The Inline terminals can be labeled using pull-out labeling fields. The fields have insert cards that can be labeled individually to suit the application. Additionally, there is the ZBFM-6... Zack marker strip for labeling the terminal points.

Technical data

General data

Width	80 mm
Height	119.8 mm
Depth	71.5 mm
Note on dimensions	Specifications with male connectors
Weight	320 g
Note on weight specifications	with male connectors
Mounting type	DIN rail
Ambient temperature (operation)	-25 °C ... 55 °C
Ambient temperature (storage/transport)	-45 °C ... 85 °C
Permissible humidity (operation)	95 % (according to DIN EN 61131-2)
Permissible humidity (storage/transport)	95 % (according to DIN EN 61131-2)
Air pressure (operation)	80 kPa ... 106 kPa (up to 3000 m above sea level)
Air pressure (storage/transport)	70 kPa ... 106 kPa (up to 3000 m above sea level)
Degree of protection	IP20
Mechanical tests	Vibration resistance in acc. with IEC 60068-2-6 5g Shock test in acc. with IEC 60068-2-27 Operation: 25 g, 11 ms duration, semi-sinusoidal shock impulse

Interface

Fieldbus system	Lokalbus
Name	Inline local bus
Connection method	Inline data jumper
Transmission speed	500 kBaud
Fieldbus system	Mechatrolink
Name	Mechatrolink
Connection method	USB type A, socket
Transmission speed	max. 10 MBit/s
Name	Supply
Connection method	8-pos. Inline connector

Power supply for module electronics

Supply voltage	24 V DC (via Inline connector)
Supply voltage range	19.2 V DC ... 30 V DC (including all tolerances, including ripple)
Supply current	70 mA
Current consumption	max. 0.9 A (from U _{BK})

Inline potential routing

Communications power U_L	7.5 V DC $\pm 5\%$
Power supply at U_L	max. 0.8 A DC
Main circuit supply U_M	24 V DC
Supply voltage range U_M	19.2 V DC ... 30 V DC (including all tolerances, including ripple)
Power supply at U_M	max. 8 A DC (Sum of $U_M + U_S$)
Current consumption from U_M	max. 8 A DC
Segment supply voltage U_S	24 V DC
Supply voltage range U_S	19.2 V DC ... 30 V DC (including all tolerances, including ripple)
Power supply at U_S	max. 8 A DC (Sum of $U_M + U_S$)
Current consumption from U_S	max. 8 A DC
I/O supply voltage U_{ANA}	24 V DC
Supply voltage range U_{ANA}	19.2 V DC ... 30 V DC (including all tolerances, including ripple)
Power supply at U_{ANA}	max. 0.5 A DC

Digital inputs

Input name	Digital inputs
Description of the input	EN 61131-2 type 1
Connection method	Inline connectors
	2, 3-wire
Number of inputs	8
Typical response time	Approx. 500 μ s
Protective circuit	Protection against polarity reversal Suppressor diode
Input voltage	24 V DC
Input voltage range "1" signal	15 V DC ... 30 V DC
Typical input current per channel	Typ. 3 mA

Digital outputs

Output name	Digital outputs
Connection method	Inline connectors
	2, 3-wire
Number of outputs	4
Protective circuit	Short-circuit and overload protection Free running circuit
Output voltage	24 V DC -1 V (At nominal current)
Nominal output voltage	24 V DC
Maximum output current per channel	500 mA

Maximum output current per module / terminal block	4 A
Maximum output current per module	4 A
Nominal load, inductive	12 VA
Nominal load, lamp	12 W
Nominal load, ohmic	12 W

Certificates / Approvals



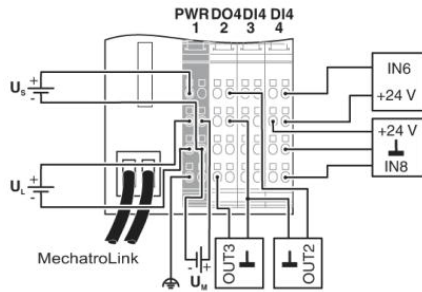
Certification	CUL, UL
Certification Ex:	CUL-EX LIS, UL-EX LIS

Accessories

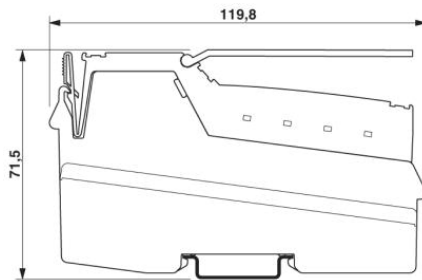
Item	Designation	Description
Assembly		
3022218	CLIPFIX 35	Snap-on end bracket, for 35 mm NS 35/7.5 or NS 35/15 DIN rail, can be fitted with Zack strip ZB 8 and ZB 8/27, terminal strip marker KLM 2 and KLM, width: 9.5 mm, color: gray
Marking		
0809492	ESL 62X10	Insert strip for laser printer, lettering field: 62 x 10 mm
0809502	ESL 62X46	Insert strip for laser printer, lettering field: 62 x 46 mm
2727501	IB IL FIELD 2	Labeling field, width: 12.2 mm
2727515	IB IL FIELD 8	Labeling field, width: 48.8 mm
Plug/Adapter		
2878599	IL BKDIO-PLSET	Connector set, for Inline bus coupler with I/Os mounted in rows

Diagrams/Drawings

Connection diagram



Dimensioned drawing



Address

PHOENIX CONTACT Inc., USA
586 Fulling Mill Road
Middletown, PA 17057, USA
Phone (800) 888-7388
Fax (717) 944-1625
<http://www.phoenixcon.com>



© 2011 Phoenix Contact
Technical modifications reserved;