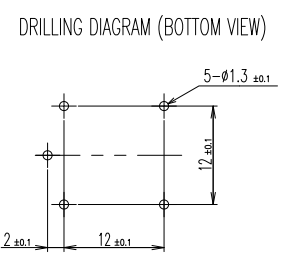
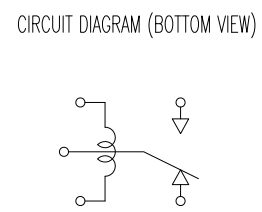
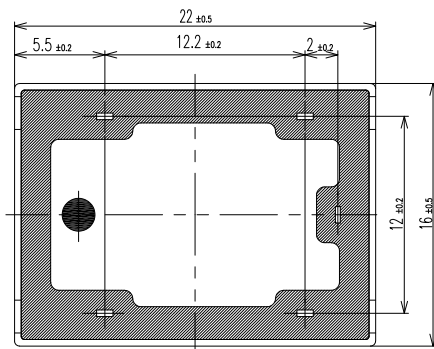
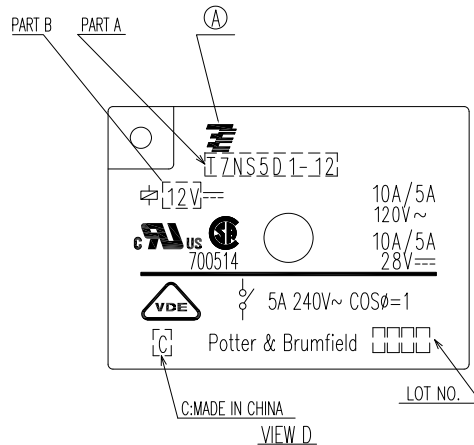
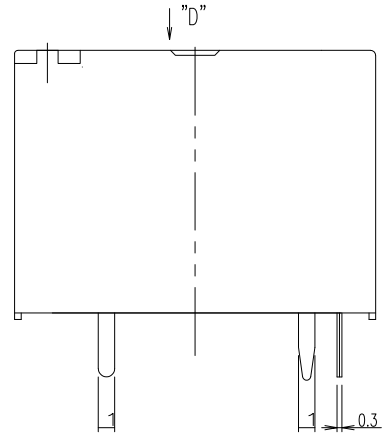
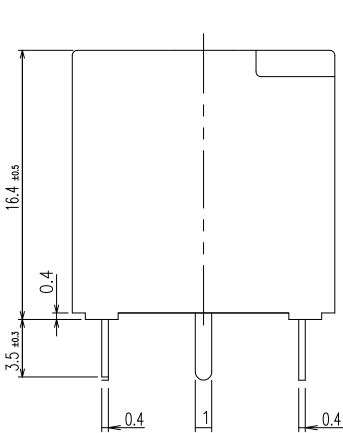


THIS DRAWING IS UNPUBLISHED.
© COPYRIGHT

RELEASED FOR PUBLICATION
ALL RIGHTS RESERVED.

LOC	DIST	REVISIONS					
HB		P	LTR	DESCRIPTION	DATE	DWN	APVD
		A2		REVISED PER ECO-11-005140	29MAR11	RK	HMR



NOTES:
1: Terminal dimension is before solder dip.

Diagram dimension	Tolerance
0.99mm max.	±0.1mm
1 - 2.99mm	±0.2mm
3mm min.	±0.3mm

DIMENSIONS: mm		TOLERANCES UNLESS OTHERWISE SPECIFIED:		DWN H.SASAKI		TE Connectivity	
MATERIAL		FINISH		CHK N.FUNAYAMA		NAME	
				APVD A.NAGAI		T7NS5D1-03 PRODUCT DRAWING	
				PRODUCT SPEC		SIZE A3	
				APPLICATION SPEC		CAGE CODE 00779	
				WEIGHT		DRAWING NO 1-1393186-0	
				CUSTOMER DRAWING		RESTRICTED TO	
						SCALE 4:1 SHEET 1 OF 2 REV A2	

