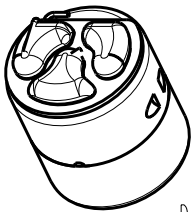
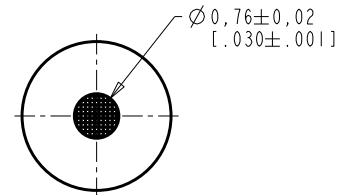
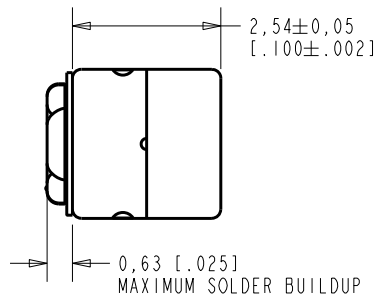
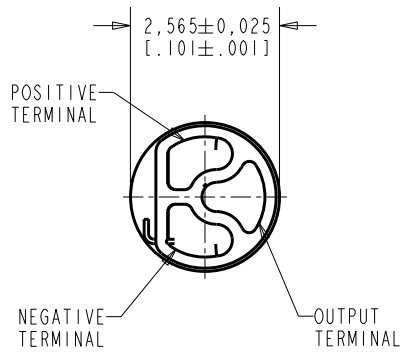


FC-23653-D58  
SHT 1.1



DIMENSIONS IN MILLIMETERS [INCHES]

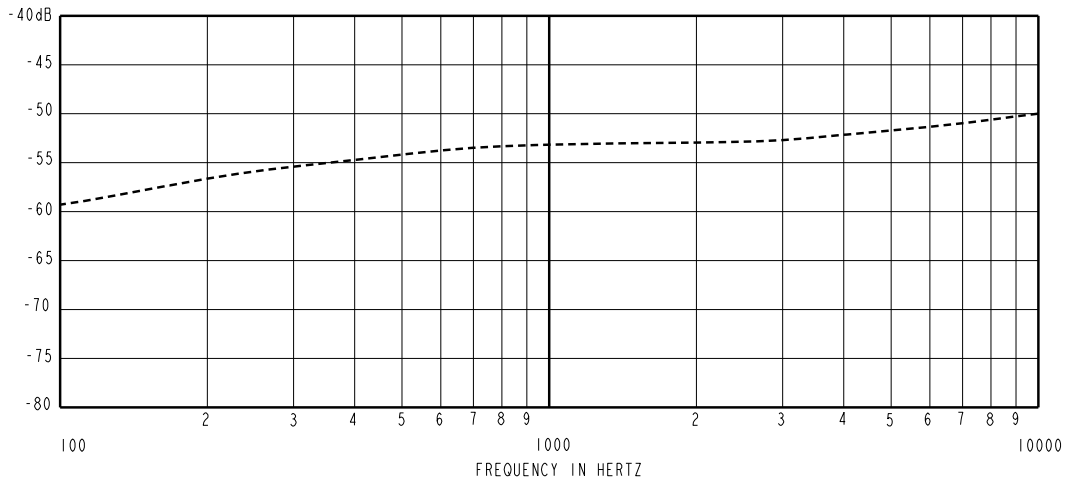
**KNOWLES ELECTRONICS**  
ITASCA, ILLINOIS U.S.A.

Revision	C.O. #	Implementation Date	RELEASE LEVEL	REVISION
			Active	D
D	M10103600	4-12-10		
SCALE: 10:1			DR. BY	DATE
DO NOT SCALE DRAWING			SJ	5-14-08
			CK. BY	DATE
TITLE: MICROPHONE		FC-23653-D58	GJP	5-14-08
			APP. BY	DATE
OUTLINE DRAWING		SHT 1.1	GJP	5-14-08

RE111ASIZE.FRM

Rev: B

SENSITIVITY IN dB RELATIVE TO 1.0 VOLT/0.1 Pa (N/M<sup>2</sup>)  
FOR CONDITIONS SHOWN BELOW.

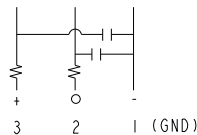


FREQUENCY	SENSITIVITY			DEVICE CONFORMITY	
	MIN.	NOM.	MAX.	RANGE OF DEVIATION FROM 1KHz	
100	---	-59.5	---	-10.0	-3.0
1000	-56.0	-53.0	-50.0	0.0	0.0
10000	---	-50.0	---	-0.0	+6.0

- NOTES: 1. CASE CONNECTED TO NEGATIVE TERMINAL.  
2. MICROPHONE TO BE FUNCTIONAL WITH 1.6 VDC SUPPLY.  
3. TYPICAL SENSITIVITY TO HUMIDITY AT 1000Hz IS 0.06 dB/%RH  
4. SENSITIVITY AND NOISE VALUES INDICATED ON THIS SPECIFICATION ARE VALID AT 50% HUMIDITY.

DC SUPPLY	AMPLIFIER CURRENT DRAIN	SENSITIVITY CHANGE ON REDUCING SUPPLY TO 0.9VDC	"A" WEIGHTED NOISE (1 kHz EQUIV. SPL)	OUTPUT IMPEDANCE OHMS			CAPACITANCE ±50%	
				MIN.	NOM.	MAX.	1-2	1-3
1.3V	50 µA MAX.	3 dB MAX.	30.0 dB MAX.	2800	4400	6800	33pF	33pF

CAPACITANCE PROBE POINTS



Revision	C.O. #	Implementation Date	RELEASE LEVEL	REVISION
			Active	D
D	MI0103600	4-12-10		

**KNOWLES ELECTRONICS**  
ITASCA, ILLINOIS U.S.A.

WHEN TEST LIMITS ARE USED TO ESTABLISH INCOMING INSPECTION ACCEPTANCE/REJECTION CRITERIA, CORRELATION OF TEST EQUIPMENT WITH KNOWLES IS ALSO REQUIRED FOR ELIMINATION OF EQUIPMENT AND TEST METHOD VARIATION

TITLE: **MICROPHONE** **FG-23653-D58**  
PERFORMANCE SPECIFICATION **SHT 2.1**

DR. BY	DATE
SJ	5-14-08
CK. BY	DATE
GJP	5-14-08
APP. BY	DATE
GJP	5-14-08