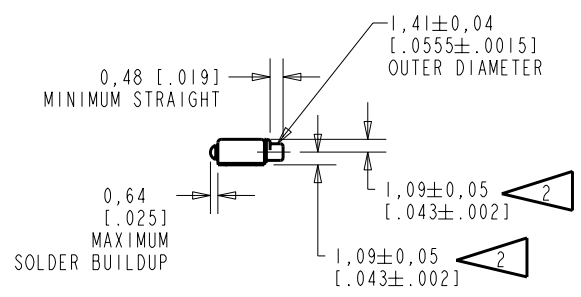
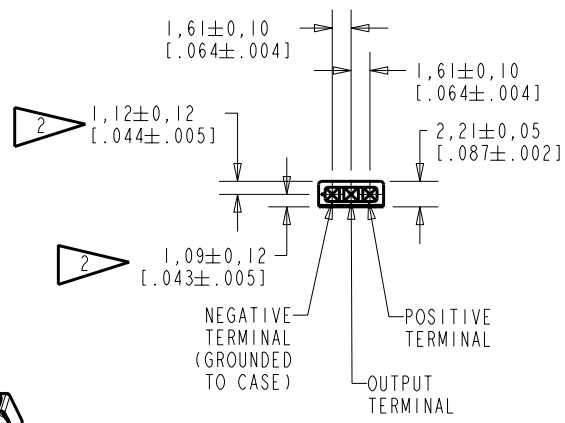
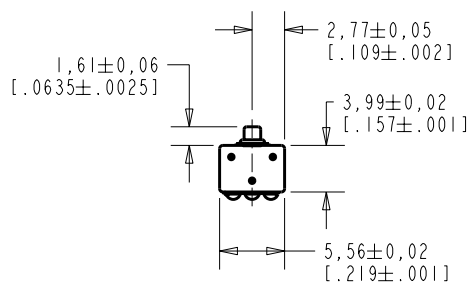


EK-23024-C64
SHT 1.1

NOTE

1. INCREASED PRESSURE AT THE SOUND INLET CAUSES A POSITIVE GOING VOLTAGE TO APPEAR AT THE OUTPUT TERMINAL, RELATIVE TO THE NEGATIVE TERMINAL.

2 LOCATED FROM TWO SURFACES FOR CUSTOMER CONVENIENCE. ONLY APPLICABLE FROM ONE SURFACE, NOT TO BE USED TOGETHER. HORIZONTAL LOCATION FOR TERMINAL CENTERED TO $\pm 0,17$ [.007].



NOMINAL WEIGHT .13 GRAM DIMENSIONS IN MILLIMETERS [INCHES]

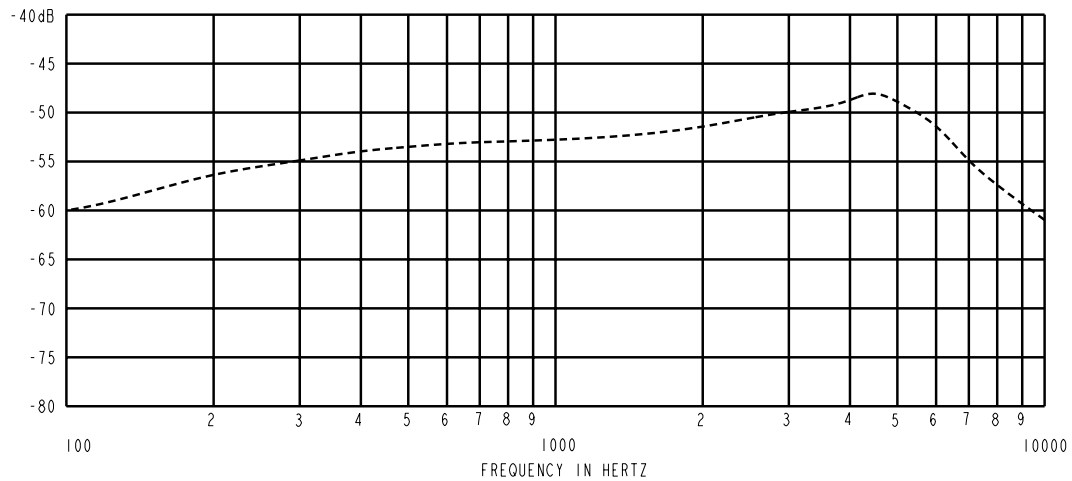
KNOWLES ELECTRONICS
ITASCA, ILLINOIS U.S.A.

Revision	C.O. #	Implementation Date	RELEASE LEVEL	REVISION
A	MI0101048	3-9-06	Released	A

SCALE:	2:1	DR. BY	DATE
DO NOT SCALE DRAWING		MMM	3-9-06
TITLE:	MICROPHONE	CK. BY	DATE
OUTLINE DRAWING	EK-23024-C64	GJP	3-10-06
	SHT 1.1	APP. BY	DATE
		GJP	3-10-06

KE111ASTZE.FRM Rev: B

SENSITIVITY IN dB RELATIVE TO 1.0 VOLT/0.1 Pa (N/M²) FOR CONDITIONS SHOWN BELOW.



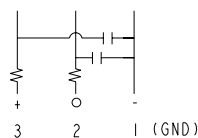
FREQUENCY	SENSITIVITY			DEVICE CONFORMITY	
	MIN.	NOM.	MAX.	RANGE OF DEVIATION FROM 1kHz	
100	---	-60.0	---	-11.0	-4.0
1000	-55.0	-53.0	-51.0	0.0	0.0
3500-5500	---	-48.5	---	+1.5	+7.5

NOTES:

- CASE CONNECTED TO NEGATIVE TERMINAL.
- MICROPHONE TO BE FUNCTIONAL WITH 10 VDC SUPPLY.
- CONFORMS TO REQUIREMENTS SHOWN ON 'ELECTRET MICROPHONE ENVIRONMENTAL QUALIFICATIONS TEST, EK-PA SHEET 2.2' WITH REF. FREQ. OF 1000 Hz.
- TYPICAL SENSITIVITY TO HUMIDITY AT 1000 Hz IS 0.02 dB/%RH.
- SENSITIVITY AND NOISE VALUES INDICATED ON THIS SPECIFICATION ARE VALID AT 50% HUMIDITY.
- CAPACITANCE MEASUREMENT MADE WITH BOONTON MODEL 7200 OR EQUIVALENT WITH APPLIED AC VOLTAGE OF 15 mVOLTS AT 1 kHz AND 0 VDC. INCLUDES CIRCUIT CAPACITANCE IN PARALLEL WITH CAPACITOR.

PORT LOCATION	DC SUPPLY	AMPLIFIER CURRENT DRAIN	SENSITIVITY CHANGE ON REDUCING SUPPLY TO 0.9VDC	"A" WEIGHTED NOISE (1 kHz EQUIV. SPL)	OUTPUT IMPEDANCE OHMS			CAPACITANCE ±50%		
					MIN.	NOM.	MAX.	OUTPUT TO NEGATIVE	OUTPUT TO POSITIVE	OUTPUT TO NEGATIVE
12S	1.3V	50 µA MAX.	3 dB MAX.	26.0 dB MAX.	2800	4400	6800	75pF	N/A	75pF

CAPACITANCE PROBE POINTS



Revision	C.O. #	Implementation Date	RELEASE LEVEL	REVISION
A	M10101048	3-9-06	Released	A

KNOWLES ELECTRONICS
ITASCA, ILLINOIS U.S.A.

WHEN TEST LIMITS ARE USED TO ESTABLISH INCOMING INSPECTION ACCEPTANCE/REJECTION CRITERIA, CORRELATION OF TEST EQUIPMENT WITH KNOWLES IS ALSO REQUIRED FOR ELIMINATION OF EQUIPMENT AND TEST METHOD VARIATION

TITLE: **MICROPHONE** EK-23024-C64
PERFORMANCE SPECIFICATION SHT 2.1

DR. BY	DATE
MM	3-9-06
CK. BY	DATE
GJP	3-10-06
APP. BY	DATE
GJP	3-10-06