

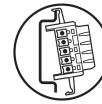
MINI MCR-SL-PTB

Order No.: 2864134



<http://eshop.phoenixcontact.de/phoenix/treeViewClick.do?UID=2864134>

MCR power terminal block for supplying several MINI Analog modules via the DIN rail connectors, with screw connection, current consumption up to max. 2 A



Commercial data

GTIN (EAN)	4 017918 974770
sales group	H529
Pack	1 pcs.
Customs tariff	85389091
Catalog page information	Page 370 (IF-2011)

Product notes

WEEE/RoHS-compliant since:
06/14/2006



<http://www.download.phoenixcontact.com>
Please note that the data given here has been taken from the online catalog. For comprehensive information and data, please refer to the user documentation. The General Terms and Conditions of Use apply to Internet downloads.

Product description

The 6.2 mm wide MINI MCR-SL-PTB... power terminal is used for supplying the DIN rail connector with supply voltage.

Two separate voltage inputs allow a redundant voltage supply of 24 V DC and a maximum current of 2 A.

A green LED on the front panel lights up when there is supply voltage on the DIN rail connector. Red LEDs indicate supply voltages connected with reversed polarity. When the supply voltage has been connected correctly, the red LED extinguishes.

Technical data

Input data

DC input voltage range	0 V DC ... 30 V DC
Current consumption	max. 2 A

Output data

Output voltage range	(Input voltage - 0.8 V)
Output current	max. 2 A

General data

Width	6.2 mm
Height	93.1 mm
Depth	102.5 mm
Degree of protection	IP20
Ambient temperature (operation)	-20 °C ... 65 °C
Ambient temperature (storage/transport)	-40 °C ... 85 °C
Mounting position	Any
Assembly instructions	The DIN rail bus connector (TBUS) can be used for bridging the supply voltage. It can be snapped onto a 35 mm EN 60715 DIN rail.
Electromagnetic compatibility	Conformance with EMC Directive 2004/108/EC
Noise emission	EN 61000-6-4
Noise immunity	EN 61000-6-2:2005

Connection data, input

Connection method	Screw connection
Conductor cross section solid min.	0.14 mm ²
Conductor cross section solid max.	2.5 mm ²
Conductor cross section stranded min.	0.2 mm ²
Conductor cross section stranded max.	2.5 mm ²
Conductor cross section AWG/kcmil min.	26
Conductor cross section AWG/kcmil max	12

Certificates / Approvals



Certification CUL, GL, UL

Certification Ex: CUL-EX LIS, PxC-EX, UL-EX LIS

Accessories

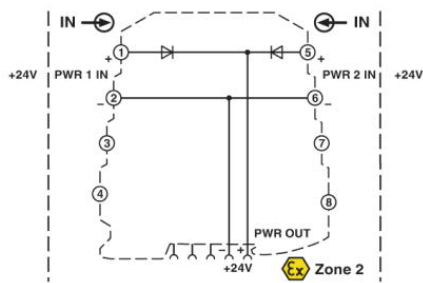
Item	Designation	Description
------	-------------	-------------

General

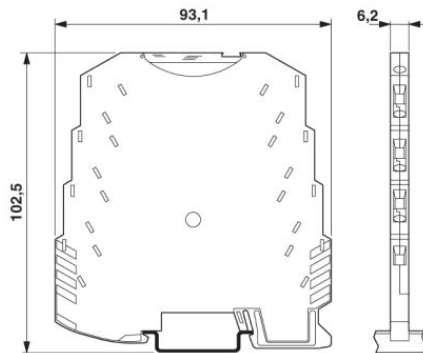
2869728	ME 6,2 TBUS-2 1,5/5-ST-3,81 GN	DIN rail connector (TBUS), 5-pos., for bridging the supply voltage, can be snapped onto NS 35/... DIN rails according to EN 60715
---------	--------------------------------	---

Diagrams/Drawings

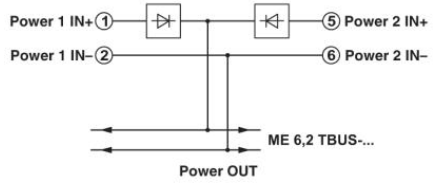
Block diagram



Dimensioned drawing



Circuit diagram



Address

PHOENIX CONTACT Inc., USA
586 Fulling Mill Road
Middletown, PA 17057, USA
Phone (800) 888-7388
Fax (717) 944-1625
<http://www.phoenixcon.com>



© 2011 Phoenix Contact
Technical modifications reserved;