

## Battery Holders

### Battery Holders SMT and Through Hole

#### Specifications

- Holder material: heat resistant, glass fiber filled LCP. Flammability rating UL 94 V-0
- Battery contacts: spring stainless steel 301 nickel plated throughout, thickness 10µm. Solder area tin/lead plated throughout, thickness 10µm.
- The contact resistance of the (+) and (-) contacts to the cell is less than 100mOhm (measured through AC 1kHz).

#### Characteristics

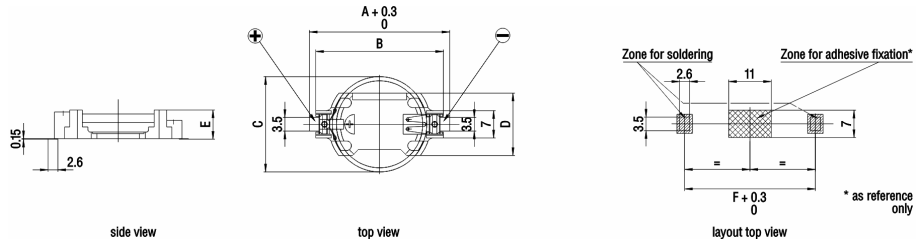

- Easy and fast replacement of battery
- Designed for automatic "pick and place" mounting
- Safe retention of button cell
- Automated battery mounting possible
- Clear separation of connections
- Safety against short circuits
- Safety against inverse polarity (polarized)
- Safety against leak currents
- Solid design

Rev. 01/06

# Battery Holders

## Battery Holders SMT and Through Hole (cont.)

### SMT Battery Holders



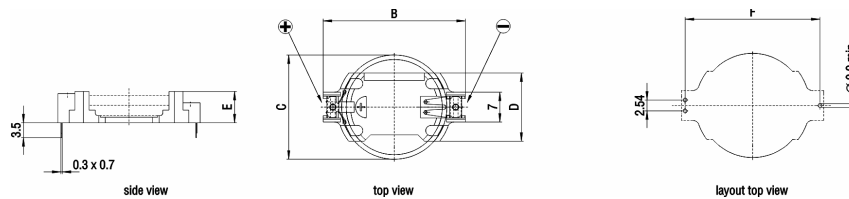

RENATA Part name	RENATA Part no.	For use with RENATA cell	Weight (g)	Maximum dimensions (mm)					
				A	B	C	D	E	F
<b>SMTU357-LF</b>	701132	357	0.85	23.6	19.9	11.6	12.0	7.55	21.0
<b>SMTU1225-LF</b>	701115	CR1225	0.70	23.7	20.3	12.5	12.7	4.8	21.1
<b>SMTU1632-LF</b>	701130	CR1632	0.80	27.7	24.3	16.0	14.5	5.4	25.1
<b>SMTU2032-LF</b>	701116	CR2032	0.95	32.0	28.5	20.0	16.1	5.4	29.3
<b>SMTU2430-LF</b>	701117	CR2430	1.05	36.5	33.0	24.5	16.1	4.9	33.8
<b>SMTU2450N-LF</b>	701118	CR2450N	1.45	36.6	33.0	24.5	16.1	7.5	33.8
<b>SMTU2477N-LF</b>	701119	CR2477N	1.65	36.7	33.0	24.5	16.1	10.3	33.8

Rev. 01/06

## Battery Holders

### Battery Holders SMT and Through Hole (cont.)

#### Through Hole



RENATA Part name	RENATA Part no.	For use with RENATA cell	Weight (g)	Maximum dimensions (mm)				
				B	C	D	E	F
<b>HU357-LF</b>	701133	357	0.84	19.9	11.6	12.0	7.4	18.35
<b>HU1225-LF</b>	701105	CR1220	0.70	20.3	12.5	12.7	4.6	18.7
<b>HU1632-LF</b>	701131	CR1632	0.80	24.3	16.0	14.5	5.2	22.7
<b>HU2032-LF</b>	701106	CR2032	0.95	28.5	20.0	16.1	5.2	26.9
<b>HU2430-LF</b>	701107	CR2430	1.05	33.0	24.5	16.1	4.7	31.5
<b>HU2450N-LF</b>	701108	CR2450N	1.45	33.0	24.5	16.1	7.3	31.5
<b>HU2477N-LF</b>	701109	CR2477N	1.65	33.0	24.5	16.1	10.1	31.5

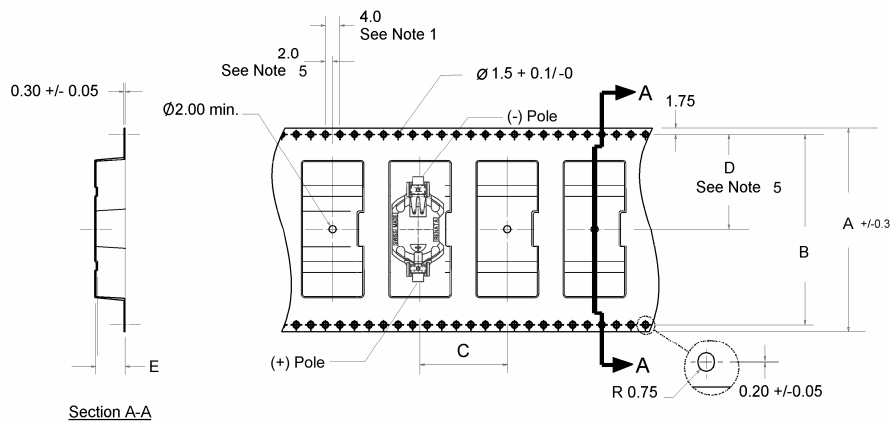
Rev. 01/06

# Battery Holders

## Battery Holders SMT and Through Hole (cont.)

### Tape & Reel Packing for SMTU-Battery Holders - Technical Specifications

#### Dimensions and Quantities



RENATA Part name	RENATA Part number	Quantity per reel	Dimensions (mm)				
			A	B	C	D	E
SMTU1225-LF.TR	701230	750 pcs.	44.0	40.4	16.0	20.2	5.7
SMTU1632-LF.TR	701231	520 pcs.	44.0	40.4	20.0	20.2	6.1
SMTU2032-LF.TR	701232	485 pcs.	44.0	40.4	24.0	20.2	6.0
SMTU2430-LF.TR	701233	490 pcs.	56.0	52.4	24.0	26.2	5.7
SMTU2450N-LF.TR	701234	350 pcs.	56.0	52.4	24.0	26.2	8.2
SMTU2477N-LF.TR	701235	250 pcs.	56.0	52.4	24.0	26.2	10.8

Notes:

1. 10 sprocket hole pitch cumulative tolerance +/- .02
2. Camber not to exceed 1 mm in 100 mm

Rev. 01/06

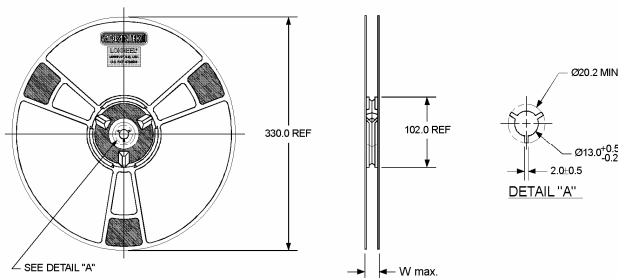
## Battery Holders

### Battery Holders SMT and Through Hole (cont.)

Notes (cont.):

3. Material: Black Conductive Advantek Polystyrene
4. E measured from a plane on the inside bottom of the pocket to the top surface of the carrier
5. Pocket position relative to sprocket hole measured as true position of pocket, not pocket hole

#### Dimensions of Antistatic Packaging Reels



RENATA Part name	RENATA Part number	Dimensions (mm) W max.
SMTU1225-LF.TR	701230	50.2
SMTU1632-LF.TR	701231	50.2
SMTU2032-LF.TR	701232	50.2
SMTU2430-LF.TR	701233	62.2
SMTU2450N-LF.TR	701234	62.2
SMTU2477N-LF.TR	701235	62.2

All packaging materials comply with relevant EIA, EIAJ and IEC specifications

Rev. 01/06