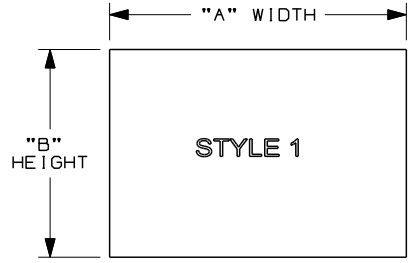


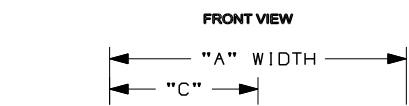
THIS COPY IS PROVIDED ON A RESTRICTED BASIS AND IS NOT TO BE USED IN ANY WAY DETRIMENTAL TO THE INTERESTS OF PANDUIT CORP.

PVS PART NUMBER	LEGENDS	PART DESCRIPTION	COLOR (TEXT/BACKGROUND)	"A" WIDTH (in, mm)	"B" HEIGHT (in, mm)	"C" (in, mm)	STANDARD PKG. QTY.	STYLE #
PVS0109D72Y	DANGER	ADHESIVE SIGN, *HIGH VOLTAGE*	RED & BLACK/WHITE	9.00 (228.6)	1.50 (38.1)	N/A	5	1
PVS0204C171Y	CAUTION	ADHESIVE SIGN, *LOCK OUT FOR SAFETY BEFORE YOU START*	BLACK/YELLOW	9.25 (235.0)	2.25 (57.2)	4.50 (114.3)	5	3
PVS0204C176Y	BLANK	ADHESIVE SIGN, *LOCK OUT BEFORE SERVICING*	BLACK/YELLOW	9.25 (235.0)	2.25 (57.2)	4.50 (114.3)	5	3
PVS0204C177Y	BLANK	ADHESIVE SIGN, *LOCK OUT HERE*	BLACK/YELLOW	9.25 (235.0)	2.25 (57.2)	4.50 (114.3)	5	3
PVS0204C178Y	BLANK	ADHESIVE SIGN, *THIS DISCONNECT DOES NOT REMOVE ALL POWER FROM PANEL*	BLACK/YELLOW	9.25 (235.0)	2.25 (57.2)	4.50 (114.3)	5	3
PVS0204C179Y	CAUTION	ADHESIVE SIGN, *MACHINE LOCKOUT POINT (ARROW DOWN)*	BLACK/YELLOW	9.25 (235.0)	2.25 (57.2)	4.50 (114.3)	5	3
PVS0204D100Y	DANGER	ADHESIVE SIGN, *STARTS AUTOMATICALLY*	RED & BLACK/WHITE	9.25 (235.0)	2.25 (57.2)	4.50 (114.3)	5	3
PVS0204D72Y	DANGER	ADHESIVE SIGN, *HIGH VOLTAGE*	RED & BLACK/WHITE	9.25 (235.0)	2.25 (57.2)	4.50 (114.3)	5	3
PVS0204W172Y	WARNING	ADHESIVE SIGN, *LOCK OUT SWITCHES BEFORE WORKING ON EQUIPMENT*	BLACK/YELLOW	9.25 (235.0)	2.25 (57.2)	4.50 (114.3)	5	3
PVS0209D445Y	DANGER	ADHESIVE SIGN, *DANGER* HEADER ONLY	RED & BLACK/WHITE	9.00 (228.6)	2.25 (57.2)	N/A	5	1
PVS0305C174Y	CAUTION	ADHESIVE SIGN, *THIS UNIT IS FED BY MORE THAN ONE SOURCE OF ENERGY*	BLACK/YELLOW	10.25 (260.4)	3.50 (88.9)	5.00 (127.0)	5	3
PVS0305W2101Y	WARNING	ADHESIVE SIGN, * NOTES (2)	BLACK & ORANGE/WHITE	5.00 (127.0)	3.50 (88.9)	N/A	5	1
PVS0305W2102Y	WARNING	ADHESIVE SIGN, * NOTES (1)	BLACK & ORANGE/WHITE	5.00 (127.0)	3.50 (88.9)	N/A	5	1
PVS0305W2201Y	WARNING	ADHESIVE SIGN, * NOTES (3)	BLACK & ORANGE/WHITE	5.00 (127.0)	3.50 (88.9)	N/A	5	1
PVS0404B2105Y	BLANK	ADHESIVE SIGN, * NOTES (4)	BLACK, RED, BROWN, ORANGE, YELLOW, & GRAY	4.00 (101.6)	4.00 (101.6)	N/A	5	1
PVS0503N458Y	NOTICE	THE FOLLOWING STEPS MUST BE PERFORMED WHEN LOCKING OUT EQUIPMENT (9 STEPS LISTED)	BLUE/WHITE	7.00 (177.8)	5.00 (127.0)	N/A	5	2
PVS0505C174Y	CAUTION	ADHESIVE SIGN, *THIS UNIT IS FED BY MORE THAN ONE SOURCE OF ENERGY*	BLACK/YELLOW	5.00 (127.0)	5.00 (127.0)	N/A	5	1
PVS0507W2101Y	WARNING	ADHESIVE SIGN, * NOTES (2)	BLACK & ORANGE/WHITE	7.00 (177.8)	5.00 (127.0)	N/A	5	1
PVS0507W2201Y	WARNING	ADHESIVE SIGN, * NOTES (3)	BLACK & ORANGE/WHITE	7.00 (177.8)	5.00 (127.0)	N/A	5	1
PVS0509B364Y	BLANK	ADHESIVE SIGN, *DANGER HIGH VOLTAGE*	RED/WHITE	9.00 (228.6)	5.00 (127.0)	N/A	5	1
PVS0710B364Y	BLANK	ADHESIVE SIGN, *DANGER HIGH VOLTAGE*	RED/WHITE	10.00 (254.0)	7.00 (177.8)	N/A	1	1
PVS0710C173Y	CAUTION	ADHESIVE SIGN, *USE LOCK-OUT DEVICE DURING MAINTENANCE OR ANY OPERATOR ADJUSTMENTS*	BLACK/YELLOW	10.00 (254.0)	7.00 (177.8)	N/A	1	1
PVS0710C180Y	CAUTION	ADHESIVE SIGN, *BE SAFE LOCK IT OUT*	BLACK/YELLOW	10.00 (254.0)	7.00 (177.8)	N/A	1	1
PVS0710D72Y	DANGER	ADHESIVE SIGN, *HIGH VOLTAGE*	RED & BLACK/WHITE	10.00 (254.0)	7.00 (177.8)	N/A	1	1

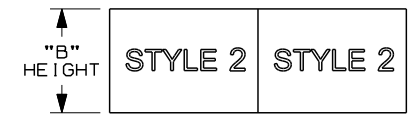
NOTES (1)



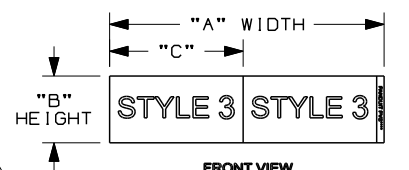

NOTES (2)



NOTES (3)



NOTES (4)



3

CAD FILENAME/LAYER: T00318LY_DC_C10686/00D

PANDUIT CORP. TINLEY PARK, ILLINOIS

CUSTOMER DRAWING SAFETY SIGN PVS

REV	DATE	BY	CHK	DESCRIPTION	ECN	R	CUST	SUP
3	8/5/10	RVU		ADDED PVS0404B2105Y AND * NOTE (4).	6108			
2	10/14/08	JHAC		ADDED PVS0305W2102Y AND CHANGED NOTE 1	5568			
1	7/28/08	RVU		CHANGE PART DESCRIPTION FOR PVS0305W2201Y AND PVS0507W2201Y TO READ ADHESIVE SIGN, *NOTE(3).	5493			
0	4/4/08	RVU		DRAWING RELEASE	5325			

UNLESS OTHERWISE SPECIFIED, DIMENSIONAL TOLERANCES ARE:
 (.X) ± .1 (XXX) ± .025
 (.XX) ± .050 ANGLES ± 1°

UNLESS OTHERWISE SPECIFIED, ALL DIMENSIONS ARE GIVEN IN INCHES, THIRD ANGLE PROJECTION.
 SCALE: NTS
 DRAWING NO. C10686
 DWG. SIZE: A

DRAWN BY: RVU
 DATE: 4/4/08
 CHK'D:

MAT'L: PVS*Y
 VINYL
 ADHESIVE