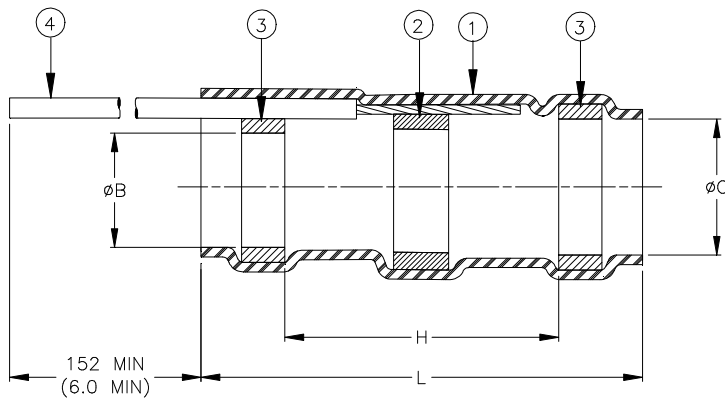


## SPECIFICATION CONTROL DRAWING



Product Revision		Component Dimensions					Cable Dimensions			
Product Name	Ident. Code	$L \pm 1.75$ ( $L \pm 0.07$ )	$\phi B$ min	$\phi C$ min	H min	$\phi D$ max	$\phi E$ max	$\phi F$ min	$\phi G$ max	
S02-07-R-XX	* SIZE2R	16.5 (0.650)	2.65 (0.105)	3.68 (0.140)	8.25 (0.325)	2.65 (0.105)	3.68 (0.140)	1.40 (0.055)	0.72 (0.030)	
S02-08-R-XX	* SIZE3R	16.5 (0.650)	4.30 (0.170)	5.08 (0.200)	8.25 (0.325)	4.30 (0.170)	5.08 (0.200)	2.15 (0.085)	1.25 (0.050)	
S02-10-R-XX	* SIZE5R	19.1 (0.750)	7.00 (0.275)	7.60 (0.300)	8.25 (0.325)	7.00 (0.275)	7.60 (0.300)	4.30 (0.170)	2.50 (0.100)	

\* Consult Raychem for individual product revision. Contains more than 1 part name.

### MATERIALS

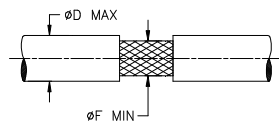
- INSULATION SLEEVE: Heat-shrinkable, transparent blue, radiation cross-linked modified polyvinylidene fluoride.
- SOLDER PREFORM WITH FLUX:  
SOLDER: TYPE Sn63 per ANSI J-STD-006.  
FLUX: TYPE ROL1 per ANSI-J-STD-004.  
THERMAL INDICATOR: Color change violet to colorless.
- MELTABLE RINGS: Thermally stabilized thermoplastic. Color: blue.
- PRE-INSTALLED LEAD: MIL-W-22759/32-22-XX\* (Raychem 55A0111-22-XX\*)  
\*XX: Part name and lead callout shall be replaced with lead color designation per MIL-STD-681.  
Colors available: solid and with single stripe.

### APPLICATION

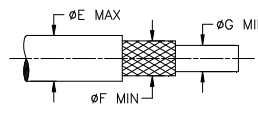
- These parts are designed to provide an environment protected shield termination on cables, rated for 105°C minimum, meeting the dimensional criteria listed and having tin or silver plated shields and insulation compatible with the insert material.  
For compatible insulations, see SAE-AS83519/2 or consult Raychem.
- When installed per Raychem process standard RCPS-100-70, assemblies will meet those requirements of Raychem Specification RT-1404 and SAE-AS83519/2.
- For assembly information, refer to Raychem document RCPS-100-70.
- Parts shall be marked with identification code per table.

For best results, prepare the cable as shown:

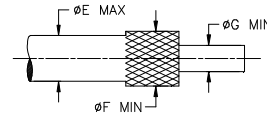
- Strip length of shield: 6.35 – 8.25 (.250 - .325)
- Use methods (a) or (b) with cable rated for 125°C and above. Use method (c) for cables rated for 105°C and cable with spiral wrapped shields.




a) Window Strip



b) End Strip



c) End Strip with Fold Back

 300 Constitution Drive Menlo Park, CA 94025, USA		<b>THERMOFIT DEVICES</b>	TITLE: <b>SOLDERSLEEVE SHIELD TERMINATION ENVIRONMENT RESISTANT WITH LEAD</b>				
UNLESS OTHERWISE SPECIFIED DIMENSIONS ARE IN MILLIMETERS. INCHES DIMENSIONS ARE BETWEEN BRACKETS.			DOCUMENT NO.: <b>S02-07/-08/-10-R-XX</b>				
TOLERANCES: 0.00 N/A 0.0 N/A 0 N/A	ANGLES: N/A  ROUGHNESS IN MICRON	TE Connectivity reserves the right to amend this drawing at any time. Users should evaluate the suitability of the product for their application.	DCR NUMBER: D000419		REPLACES: N/A		
DRAWN BY: M. FORONDA	DATE: 27-Sept-00	PROD. REV. SEE TABLE	DOC ISSUE: 2	SCALE: None	SIZE: A	SHEET: 1 of 1	

Print Date: 12-May-11 If this document is printed it becomes uncontrolled. Check for the latest revision