


IB IL 24 DI 8-2MBD

Order No.: 2819040


The illustration shows the version IB IL 24 DI 8



<http://eshop.phoenixcontact.de/phoenix/treeViewClick.do?UID=2819040>

Inline digital input terminal block, without accessories, 8 inputs, 24 V DC, transmission speed 2 MBaud, 4-wire connection method



Commercial data	
GTIN (EAN)	 4 017918 876500
sales group	K411
Pack	1 pcs.
Customs tariff	85389091
Catalog page information	Page 63 (AX-2007)

Product notes

WEEE/RoHS-compliant since:
07/01/2006



<http://www.download.phoenixcontact.com>
Please note that the data given here has been taken from the online catalog. For comprehensive information and data, please refer to the user documentation. The General Terms and Conditions of Use apply to Internet downloads.

Product description

The digital Inline input terminals are designed for the connection of digital signals as are supplied from control switches, limit switches or proximity switches.

All the typical applications are covered by the standard automation terminals.

The I/O equipment is connected by a simple or an extended Inline connector, depending on the number of channels. The multi-wire connection method is available in both cases.

The Inline terminals can be labeled using hinged labeling fields. The fields have insert cards that can be labeled individually to suit the application. Additionally, there is the proven ZBFM-6... Zack strip for labeling the terminal points.

Technical data

Interface

Fieldbus system	INTERBUS
Name	Local bus
Connection method	Inline data jumper
Transmission speed	2 MBaud

Digital inputs

Input name	Digital inputs
Description of the input	EN 61131-2 type 1
Connection method	Spring-cage connection
	2, 3, 4-wire
Number of inputs	8
Typical response time	< 1 ms
Protective circuit	Short-circuit and overload protection
Input voltage	24 V DC (via voltage jumper)
Input voltage range "0" signal	-3 V DC ... 5 V DC
Input voltage range "1" signal	15 V DC ... 30 V DC
Nominal input current at U_{IN}	5 mA

Power supply for module electronics

Supply voltage	24 V DC (via voltage jumper)
Supply voltage range	19.2 V DC ... 30 V DC (including all tolerances, including ripple)
Supply current	85 mA
Communications power U_L	7.5 V (via voltage jumper)
Current consumption	max. 85 mA (from the local bus)
Power consumption	max. 0.638 W

General data

Width	48.8 mm
Height	119.8 mm
Depth	71.5 mm
Note on dimensions	Housing dimensions
Weight	118 g
Note on weight specifications	Without plug
Mounting type	DIN rail

Ambient temperature (operation)	-25 °C ... 55 °C
Ambient temperature (storage/transport)	-25 °C ... 85 °C
Permissible humidity (operation)	10 % ... 95 % (according to DIN EN 61131-2)
Permissible humidity (storage/transport)	10 % ... 95 % (according to DIN EN 61131-2)
Air pressure (operation)	70 kPa ... 106 kPa (up to 3000 m above sea level)
Air pressure (storage/transport)	70 kPa ... 106 kPa (up to 3000 m above sea level)
Degree of protection	IP20
Protection class	III, IEC 61140, EN 61140, VDE 0140-1
Test section	5 V supply incoming remote bus/7.5 V supply (bus logic) 500 V AC 50 Hz 1 min
	5 V supply outgoing remote bus/7.5 V supply (bus logic) 500 V AC 50 Hz 1 min
	7.5 V supply (bus logics)/24 V supply (I/O) 500 V AC 50 Hz 1 min
	24 V supply (I/O) / functional earth ground 500 V AC 50 Hz 1 min

Inline potential routing

Communications power U_L	7.5 V DC
Current consumption from U_L	max. 85 mA
Current consumption from U_M	0 A DC
Segment supply voltage U_S	24 V DC (nominal value)
Current consumption from U_S	max. 2 A
Current consumption from U_{ANA}	0 A DC

Certificates / Approvals



Certification

CUL Listed, UL Listed

Accessories

Item	Designation	Description
Marking		
0809492	ESL 62X10	Insert strip for laser printer, lettering field: 62 x 10 mm
0809502	ESL 62X46	Insert strip for laser printer, lettering field: 62 x 46 mm

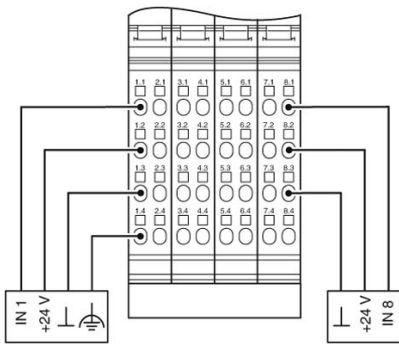
2727501	IB IL FIELD 2	Labeling field, width: 12.2 mm
2727515	IB IL FIELD 8	Labeling field, width: 48.8 mm

Plug/Adapter

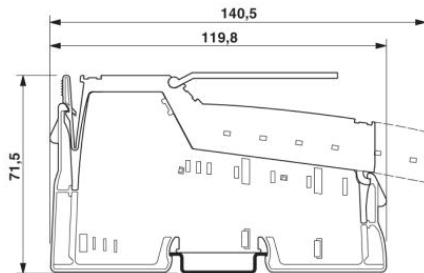
2726337	IB IL SCN-8	Connector, for digital 1, 2 or 8-channel Inline terminals
2727608	IB IL SCN-8-CP	Inline connector, colored

Diagrams/Drawings

Connection diagram



Dimensioned drawing



Address

PHOENIX CONTACT Inc., USA
586 Fulling Mill Road
Middletown, PA 17057, USA
Phone (800) 888-7388
Fax (717) 944-1625
<http://www.phoenixcon.com>



© 2011 Phoenix Contact
Technical modifications reserved;