

4

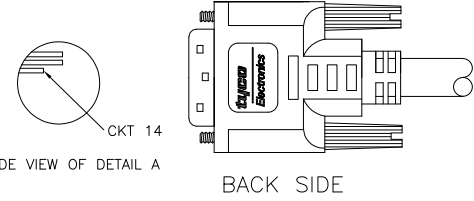
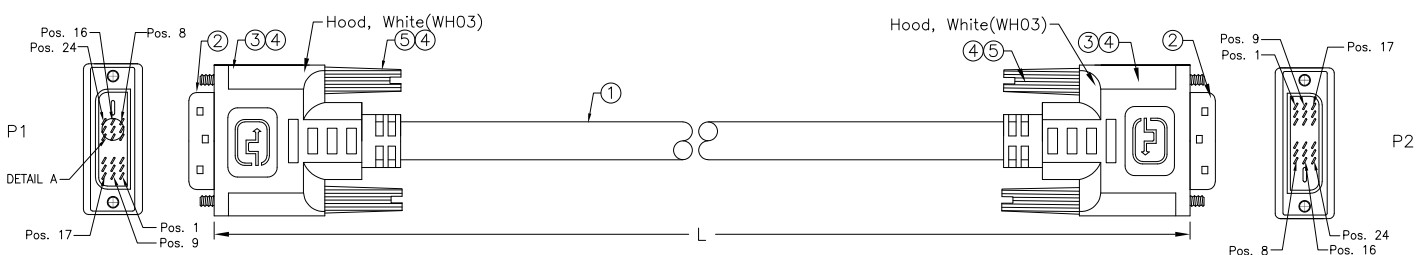
3

2

1

THIS DRAWING IS UNPUBLISHED. RELEASED FOR PUBLICATION  
 © COPYRIGHT - By - ALL RIGHTS RESERVED.

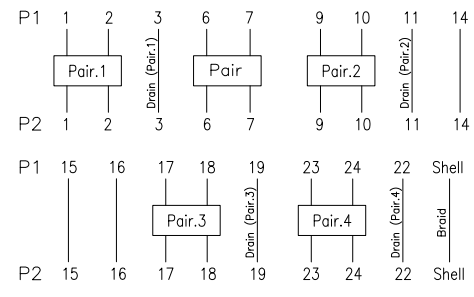
LOC	DIST	REVISIONS			
P	LTR	DESCRIPTION	DATE	DWN	APVD
GP	00	REVISED PER ECO-11-005033	23MAR11	RK	HMR



NOTE :  
 Cable Assembly Must Pass DVI 1.0 Specification.

3000±80		1653927-3
2000±60		1653927-2
1000±30		1653927-1
LENGTH(L)	CUSTOMER P/N	PART NO.

PIN ASSIGNMENT :



Thumbscrew, DVI ,#4-40 ,3*45mm	5
PVC, Shore A 90-95, Color: White (WH03)	4
Metal Can For DVI Connector, Meet OD: 8.0mm	3
DVI-D Digital, 18Pin+1Pin, Gold Flash	2
UL20276 (1P*28AWG+Drain+AL/Mylar)*4+(1P+3C)*	1
28AWG+Al/Mylar+Braid. Color: Black(BK01)	
DESCRIPTION	ITEM

THIS DRAWING IS A CONTROLLED DOCUMENT.

DWN	JURRY LIU	22MAR03
CHK	-	-
APVD	OZ	-
PRODUCT SPEC	-	-
APPLICATION SPEC	-	-
WEIGHT	-	-
CUSTOMER DRAWING	SCALE	N.T.S.

		TE Connectivity	
CABLE ASSY, DVI_D TO DVI_D, SINGLE LINK			
SIZE	CAGE CODE	DRAWING NO	RESTRICTED TO
A3	00779	C=1653927	-
SHEET		1 OF 1	
REV		P	