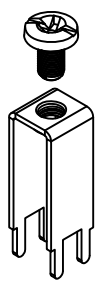
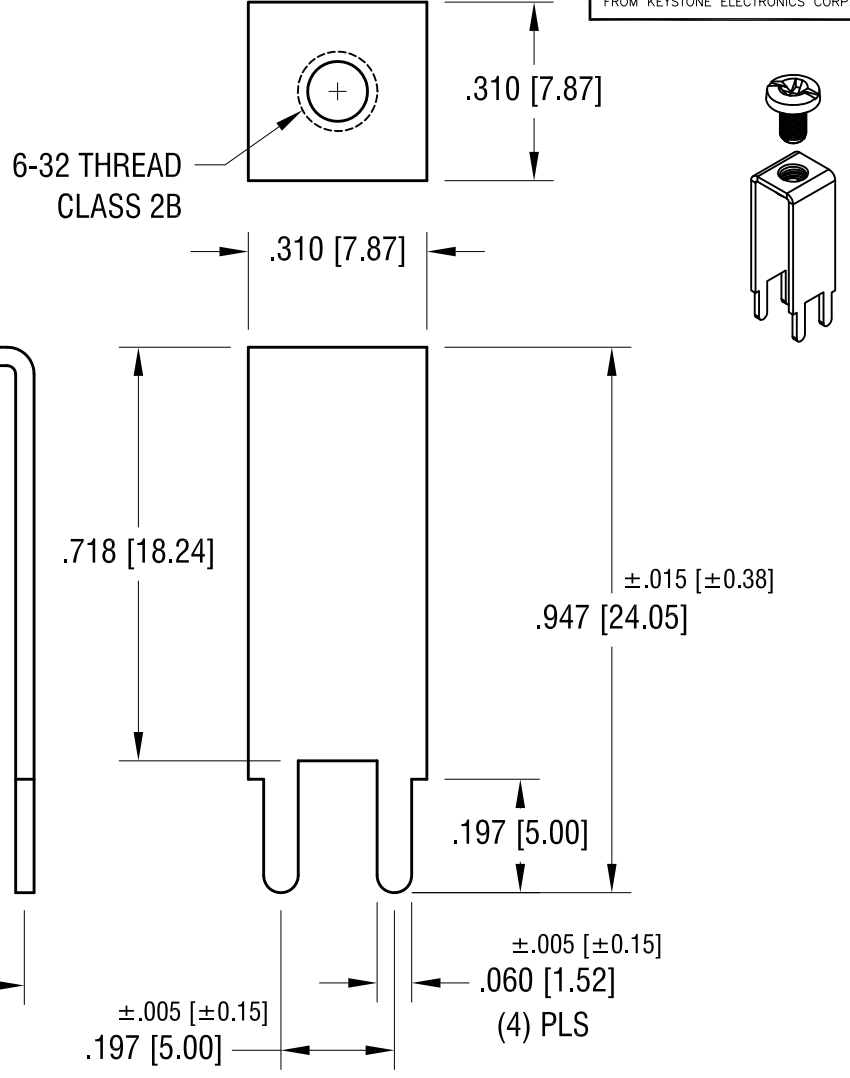
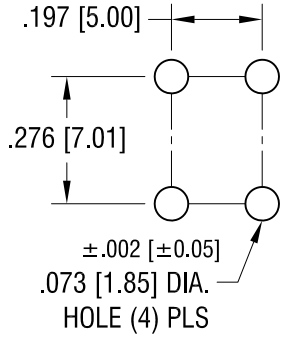


THIS DOCUMENT IS THE PROPERTY OF KEYSTONE ELECTRONICS CORP. AND SHALL NOT BE REPRODUCED, DISTRIBUTED OR USED AS A BASIS FOR MANUFACTURE WITHOUT PRIOR WRITTEN PERMISSION FROM KEYSTONE ELECTRONICS CORP.

MOUNTING DETAIL



EXTENDED PC SCREW TERMINAL WITH COLORED SCREW HEAD

PART NO.	HEAD COLOR	PART NO.	HEAD COLOR
7697-2	RED	7697-5	BLUE
7697-3	BLACK	7697-6	GREEN
7697-4	WHITE	7697-7	YELLOW

NOTE:

1. TERMINAL:

MAT'L - .032 [0.81] TH'K BRASS, MATTE TIN PLATE
 SCREW : ONE (1) 6-32 x 1/4 L., SUPPLIED LOOSE.
 MAT'L - BRASS, NICKEL PLATE

DATE	DESCRIPTION	REV.
7.14.09	CHANGE AS PER ECN 09-100	B
1.3.08	CHANGE AS PER ECN 08-028	A

KEYSTONE ELECTRONICS CORP.
 www.keyelco.com • ASTORIA, N.Y. 11105-2017 • Tel (718) 956-8900

PART NAME
 EXTENDED PC SCREW TERMINAL WITH COLORED SCREW HEAD

MATERIAL
 AS NOTED

FINISH AS NOTED	DRN BY	BOONE	DATE	10.1.03
	APP'D		SCALE	3X

TOLERANCES INCH [MM]
 DECIMAL ±.010 [±0.25]
 ANGULAR ± 1°
 UNLESS OTHERWISE SPECIFIED

CODE
 DWG NO.
7697-2 - 7697-7