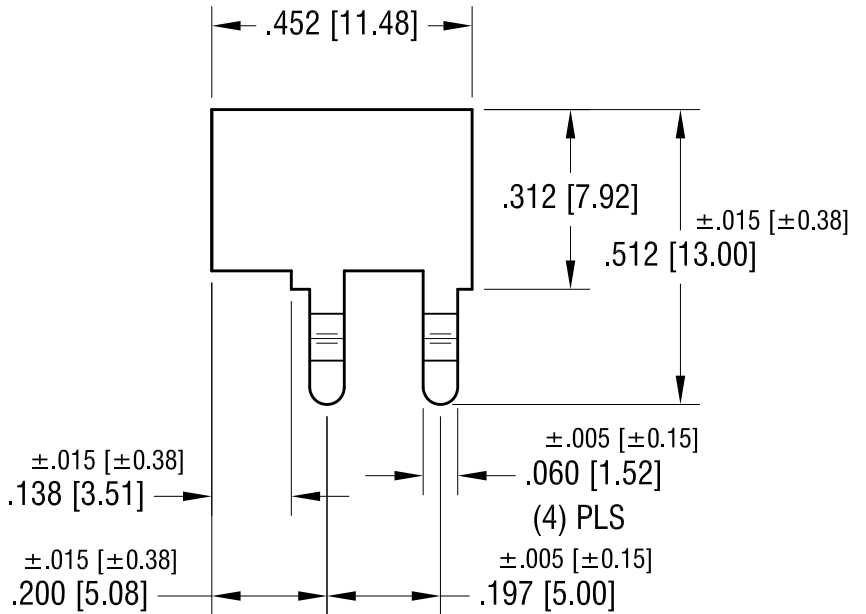
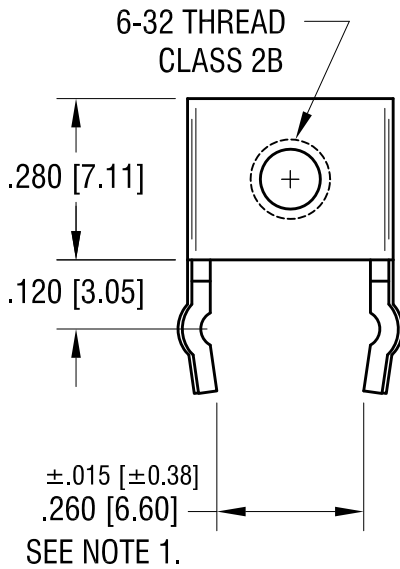
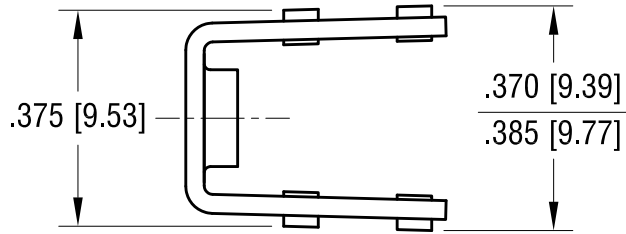
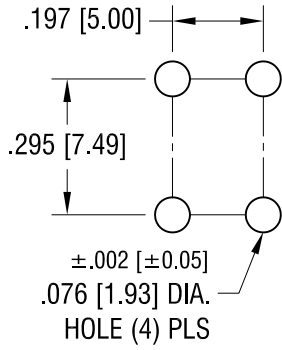


THIS DOCUMENT IS THE PROPERTY OF KEYSTONE ELECTRONICS CORP. AND SHALL NOT BE REPRODUCED, DISTRIBUTED OR USED AS A BASIS FOR MANUFACTURE WITHOUT PRIOR WRITTEN PERMISSION FROM KEYSTONE ELECTRONICS CORP.

**MOUNTING DETAIL**



**NOTE:**

1. .260 [6.60] ±.015 [±0.38] DIMENSION TO BE MEASURED AT END OF LEG, NOT AT SEATING PLANE.
2. TERMINAL:  
 MAT'L - .032 [0.81] TH'K BRASS, MATTE TIN PLATE  
 SCREW : ONE (1) 6-32 x 1/4 L., SUPPLIED LOOSE.  
 MAT'L - BRASS, NICKEL PLATE

**PC SCREW TERMINAL WITH COLORED SCREW HEAD**

PART NO.	HEAD COLOR	PART NO.	HEAD COLOR
7690-2	RED	7690-5	BLUE
7690-3	BLACK	7690-6	GREEN
7690-4	WHITE	7690-7	YELLOW

7.08.09	CHANGE AS PER ECN 09-096	B
1.3.08	CHANGE AS PER ECN 08-020	A
DATE	DESCRIPTION	REV.

**KEYSTONE ELECTRONICS CORP.**  
 www.keyelco.com • ASTORIA, N.Y. 11105-2017 • Tel (718) 956-8900

PART NAME  
**PC SCREW TERM. W/ COLORED SCREW HEAD**

MATERIAL  
**AS NOTED**

FINISH <b>AS NOTED</b>	DRN BY	BOONE	DATE	10.1.03
	APP'D		SCALE	3X

TOLERANCES	INCH	[MM]	CODE	DWG NO.
DECIMAL	±.010	[±0.25]	C	<b>7690-2 - 7690-7</b>
ANGULAR	± 1°			

UNLESS OTHERWISE SPECIFIED