


CM125-LG/H 12,5/BO/DB BK

Order No.: 2943055

The illustration shows versions CM 125-LG/H 35/BO/DB/GH

<http://eshop.phoenixcontact.de/phoenix/treeViewClick.do?UID=2943055>

Electronic module, for PCB insertion, with a 12.5 mm tall covering hood plus spacer pins

Commercial data	
GTIN (EAN)	
Note	Made-to-order
sales group	F030
Pack	5 pcs.
Customs tariff	85369010
Catalog page information	Page 635 (CC-2011)

Product notes

WEEE/RoHS-compliant since:
08/06/2004



<http://www.download.phoenixcontact.com>
Please note that the data given here has been taken from the online catalog. For comprehensive information and data, please refer to the user documentation. The General Terms and Conditions of Use apply to Internet downloads.

Technical data	
General	
Housing type	Complete housing
Housing material	Polycarbonate fiber reinforced
Color	black

Dimensions / positions

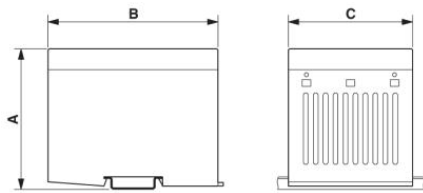
Length	102 mm
Width	125 mm

Technical data

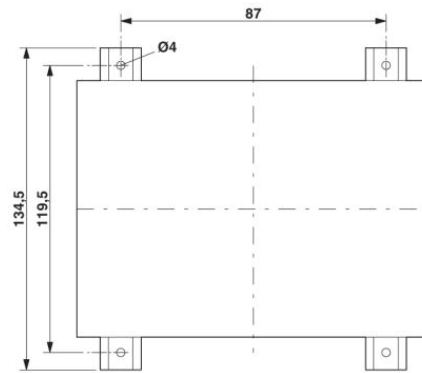
Ambient temperature (operation)	-40 °C ... 125 °C
Inflammability class acc. to UL 94	V0
Power dissipation at 20°C in the horizontal mounting position	69 W 89.7 W

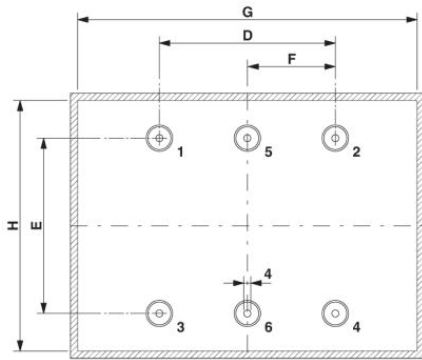
Diagrams/Drawings

Dimensioned drawing

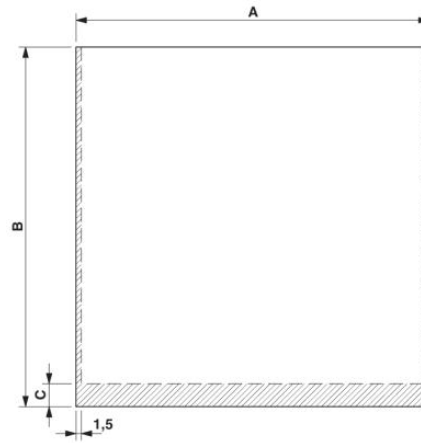


Dimension A=115.5 mm; dimension B=102 mm; dimension C=125 mm



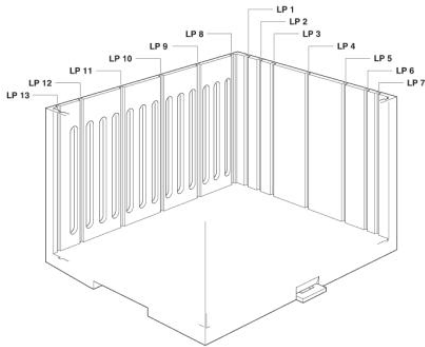


Dimension D: 87.5 mm; E: 70.0 mm; G:
119.0 mm; H: 96.0 mm
Spacer pins 1 - 4: Height 23 mm; \varnothing 4 mm



PCB 1, 7: Dimension A: 122.5 mm; B:
102.0 mm; C: 0 mm
PCB 8, 13: Dimension A: 100.0 mm; B:
102.0 mm; C: 6.5 mm
PCB 9-12: Dimension A: 100.0 mm; B:
102.0 mm; C: 0 mm

Schematic diagram



Address

PHOENIX CONTACT Inc., USA
586 Fulling Mill Road
Middletown, PA 17057, USA
Phone (800) 888-7388
Fax (717) 944-1625
<http://www.phoenixcon.com>



© 2011 Phoenix Contact
Technical modifications reserved;