

IBS IL 24 RB-T-PAC

Order No.: 2861441



<http://eshop.phoenixcontact.de/phoenix/treeViewClick.do?UID=2861441>


INTERBUS branch terminal, complete with accessories (connector and labeling field), with remote bus stub line, 24 V DC



Commercial data	
GTIN (EAN)	4 017918 894375
sales group	K410
Pack	1 pcs.
Customs tariff	85389091
Catalog page information	Page 208 (AX-2011)

Product notes

WEEE/RoHS-compliant since: 11/21/2007



<http://www.download.phoenixcontact.com>
 Please note that the data given here has been taken from the online catalog. For comprehensive information and data, please refer to the user documentation. The General Terms and Conditions of Use apply to Internet downloads.

Technical data	
Interface	
Fieldbus system	Lokalbus
Name	Inline local bus
Connection method	Inline data jumper

Transmission speed	500 kBit/s
Fieldbus system	INTERBUS
Name	INTERBUS remote bus branch
Connection method	Inline shield connector
Transmission speed	500 kBit/s
Transmission physics	RS-485
Name	Supply
Connection method	8-pos. Inline power connector

Inline potential routing

Communications power U_L	7.5 V DC $\pm 5\%$
Main circuit supply U_M	24 V DC -15% / +20% (in acc. with EN 61131-2)
Power supply at U_M	max. 8 A DC (Sum of $U_M + U_S$)
Segment supply voltage U_S	24 V DC -15% / +20% (in acc. with EN 61131-2)
Power supply at U_S	max. 8 A DC (Sum of $U_M + U_S$)
I/O supply voltage U_{ANA}	24 V DC -15% / +20%
Current consumption from U_{ANA}	Typ. 29 mA

General data

Width	12.2 mm
Height	135 mm
Depth	71.5 mm
Weight	46 g
Mounting type	DIN rail
Ambient temperature (operation)	-25 °C ... 55 °C
Ambient temperature (storage/transport)	-25 °C ... 85 °C
Permissible humidity (operation)	75 % (On average, 85% occasionally)
Permissible humidity (storage/transport)	75 % (On average, 85% occasionally)
Air pressure (operation)	80 kPa ... 106 kPa (up to 2000 m above sea level)
Air pressure (storage/transport)	70 kPa ... 106 kPa (up to 3000 m above sea level)
Degree of protection	IP20
Protection class	III, IEC 61140, EN 61140, VDE 0140-1

Test section	5 V supply, incoming remote bus, electrically isolated from 5 V supply, outgoing remote bus 500 V AC 50 Hz 1 min
	5 V supply, incoming remote bus, electrically isolated from 7.5 V logics supply, 24 V analog supply, 24 V bus terminal module supply, 5 V logics supply branch terminal block 500 V AC 50 Hz 1 min
	5 V supply, incoming remote bus, electrically isolated from 24 V main supply, 24 V segment supply 500 V AC 50 Hz 1 min
	5 V supply incoming remote bus / functional earth ground 500 V AC 50 Hz 1 min
	5 V supply, outgoing remote bus, electrically isolated from 5 V supply, incoming remote bus 500 V AC 50 Hz 1 min
	5 V supply, outgoing remote bus, electrically isolated from 7.5 V logics supply, 24 V analog supply, 24 V bus terminal module supply, 5 V logics supply branch terminal block 500 V AC 50 Hz 1 min
	5 V supply, outgoing remote bus, electrically isolated from 24 V main supply, 24 V segment supply 500 V AC 50 Hz 1 min
	5 V supply outgoing remote bus, electrically isolated from functional earth ground 500 V AC 50 Hz 1 min
	7.5 V logics supply, 24 V analog supply, 24 V bus terminal module supply, 5 V logics supply branch terminal block, electrically isolated from 5 V supply incoming remote bus 500 V AC 50 Hz 1 min
	7.5 V logics supply, 24 V analog supply, 24 V bus terminal module supply, 5 V logics supply branch terminal block, electrically isolated from 5 V supply outgoing remote bus 500 V AC 50 Hz 1 min
	7.5 V logics supply, 24 V analog supply, 24 V bus terminal module supply, 5 V logics supply branch terminal block, electrically isolated from 24 V main supply, 24 V segment supply 500 V AC 50 Hz 1 min
	7.5 V logics supply, 24 V analog supply, 24 V bus terminal module supply, 5 V logics supply branch terminal block electrically isolated from functional earth ground 500 V AC 50 Hz 1 min
	24 V main supply, 24 V segment supply, electrically isolated from 5 V supply, incoming remote bus 500 V AC 50 Hz 1 min
	24 V main supply, 24 V segment supply, electrically isolated from 5 V supply, outgoing remote bus 500 V AC 50 Hz 1 min
	24 V main supply, 24 V segment supply, electrically isolated from 7.5 V logics supply, 24 V analog supply, 24 V bus terminal module supply, 5 V logics supply branch terminal block 500 V AC 50 Hz 1 min
	24 V main supply, 24 V segment supply, electrically isolated from functional earth ground 500 V AC 50 Hz 1 min

Certificates / Approvals



Certification ABS, BV, CUL, DNV, GL, GOST, LR, UL

Certification Ex: CUL-EX LIS, UL-EX LIS

Accessories

Item	Designation	Description
------	-------------	-------------

Marking

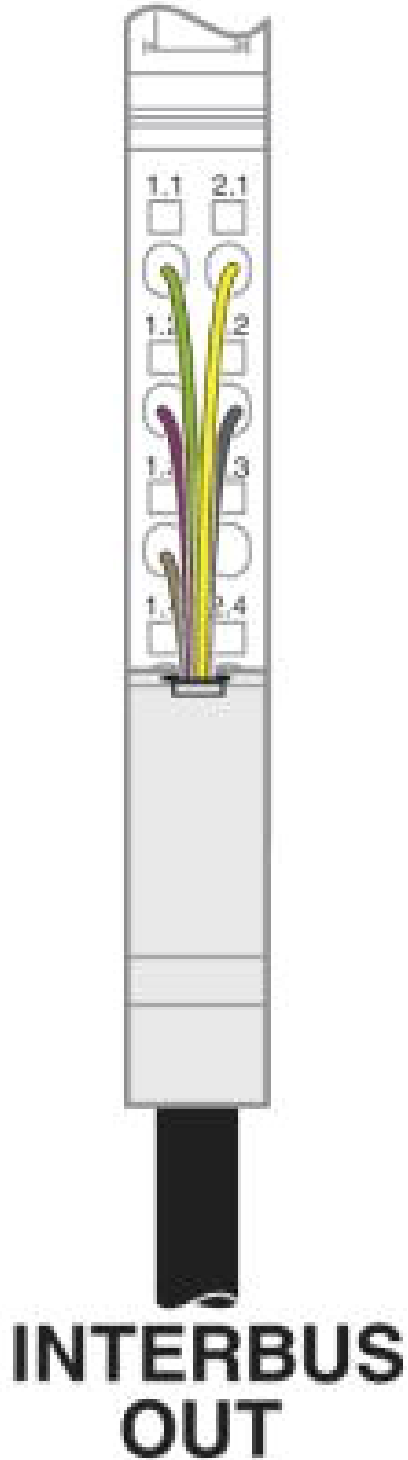
0809492	ESL 62X10	Insert strip for laser printer, lettering field: 62 x 10 mm
2727501	IB IL FIELD 2	Labeling field, width: 12.2 mm

Plug/Adapter

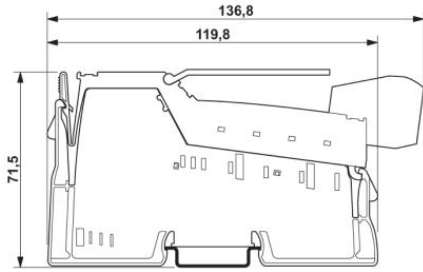
2726353	IB IL SCN-6 SHIELD	Inline shield connector
---------	--------------------	-------------------------

Diagrams/Drawings

Connection diagram



Dimensioned drawing



Address

PHOENIX CONTACT Inc., USA
586 Fulling Mill Road
Middletown, PA 17057, USA
Phone (800) 888-7388
Fax (717) 944-1625
<http://www.phoenixcon.com>



© 2011 Phoenix Contact
Technical modifications reserved;