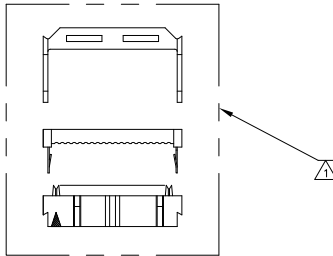
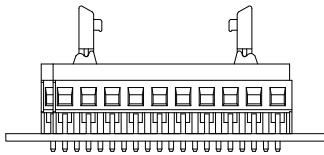
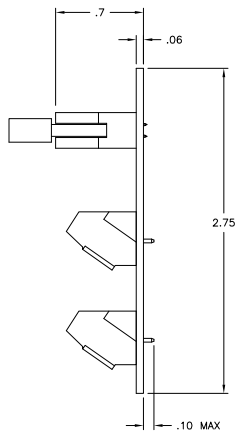
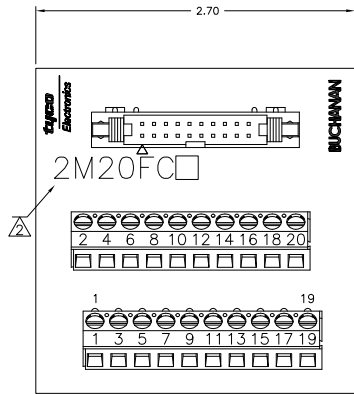


THIS DRAWING IS UNPUBLISHED. RELEASED FOR PUBLICATION.  
 © COPYRIGHT BY TYCO ELECTRONICS CORPORATION. ALL RIGHTS RESERVED.

LOC	DIST	REVISIONS					
FT	O	F	LN	DESCRIPTION	DATE	MIN	APD
		B		REVISED PER ECO-05-10413	9/30/05	SS	SRV



**HEADER:**  
**MATERIALS:**  
 HEADER: COPPER ALLOY, GOLD PLATED, 94V-0 THERMOPLASTIC.  
 CONNECTOR: COPPER ALLOY, GOLD OVER NICKEL, 94V-0 THERMOPLASTIC.

**ELECTRICAL:**  
 RATING: 1 AMPERE MAX. (CONNECTOR).

**MECHANICAL:**  
 WIRE RANGE: 26-30 AWG SOLID, 28 AWG STRANDED.

**TERMINAL BLOCK:**  
**MATERIALS:**  
 HOUSING: THERMOPLASTIC NYLON, BLACK, 94V-0.  
 TERMINALS: COPPER ALLOY, BRIGHT ACID-TIN OVER COPPER PLATED.  
 SCREWS: 3M, BRASS, NICKEL PLATED

**ELECTRICAL:**  
 RATING: 10A, 300V(UL).

**MECHANICAL:**  
 WIRE RANGE: 14-22 AWG.

**MOUNTING:**  
**MATERIALS:**  
 MOUNTING: 2TK2 AND 2TK2D SERIES SNAPTRACK (SOLD SEPARATELY).

- ⚠ ALL CONNECTOR/STRAIN RELIEF COMPONENTS TO BE SHIPPER LOOSE AND UNASSEMBLED.
- ⚠ CATALOG NUMBER MARKED HERE.
- ⚠ CONTAINS NO TIN-LEAD PLATING.

2M20FCL	1776626-1
2M20FC	1-1437684-2
CATALOG NO.	PART NUMBER

THIS DRAWING IS A CONTROLLED DOCUMENT.		DRW M.S. FEHER 01APR2004	Tyco Electronics Corporation Harrisburg, PA 17105-3608	
DIMENSIONS: INCHES		CHK S. YODER 01APR2004	APD S. YODER 01APR2004	
TOLERANCES UNLESS OTHERWISE SPECIFIED:		NAME S. YODER		
0 PLG	± .01	APPLICATION SPEC		
1 PLG	± .01	WEIGHT		
2 PLG	± .01	CUSTOMER DRAWING		
3 PLG	± .01	SIZE   CAGE CODE   DRAWING NO   RESTRICTED TO		
4 PLG	± .01	A2   00779   C-1-1437684-2		
ANGLE	± .01	SCALE   NTS   SHEET   1 of 1   REV   B		
FINISH				