


IBS IL 24 RB-T


Order No.: 2727941



<http://eshop.phoenixcontact.de/phoenix/treeViewClick.do?UID=2727941>


INTERBUS branch terminal block, without accessories, with remote bus branch, 24 V DC



Commercial data	
GTIN (EAN)	 4 017918 185589
sales group	K410
Pack	1 pcs.
Customs tariff	85389091
Catalog page information	Page 42 (AX-2007)

Product notes

WEEE/RoHS-compliant since:
11/20/2007



<http://www.download.phoenixcontact.com>
Please note that the data given here has been taken from the online catalog. For comprehensive information and data, please refer to the user documentation. The General Terms and Conditions of Use apply to Internet downloads.

Product description

With this Inline bus terminal module, a remote bus branch can be opened directly from an Inline station.

This makes it possible to extend the INTERBUS network by further system levels. A total of up to 15 levels can be operated in the network.

The connection of the outgoing remote bus branch is also made using the Inline shield connector. The standard INTERBUS copper line is used for this connection.

The terminals can be labeled using hinged labeling fields. The fields have insert cards that can be labeled individually to suit the application. Additionally, there is the ZBFM -6... Zack strip for labeling the terminal points.

Technical data

Interface

Name	Inline local bus
Connection method	Inline data jumper
Transmission speed	500 kBit/s
Name	INTERBUS remote bus branch
Connection method	Inline shield connector
Transmission speed	500 kBit/s
Transmission physics	RS-485

General data

Width	12.2 mm
Height	119.8 mm
Depth	71.5 mm
Weight	46 g
Mounting type	DIN rail
Ambient temperature (operation)	-25 °C ... 55 °C
Ambient temperature (storage/transport)	-25 °C ... 85 °C
Permissible humidity (operation)	75 % (On average, 85% occasionally)
Permissible humidity (storage/transport)	75 % (On average, 85% occasionally)
Air pressure (operation)	80 kPa ... 106 kPa (up to 2000 m above sea level)
Air pressure (storage/transport)	70 kPa ... 106 kPa (up to 3000 m above sea level)
Degree of protection	IP20
Protection class	III, IEC 61140, EN 61140, VDE 0140-1

Test section	5 V supply, incoming remote bus, electrically isolated from 5 V supply, outgoing remote bus 500 V AC 50 Hz 1 min
	5 V supply, incoming remote bus, electrically isolated from 7.5 V logics supply, 24 V analog supply, 24 V bus terminal module supply, 5 V logics supply branch terminal block 500 V AC 50 Hz 1 min
	5 V supply, incoming remote bus, electrically isolated from 24 V main supply, 24 V segment supply 500 V AC 50 Hz 1 min
	5 V supply incoming remote bus / functional earth ground 500 V AC 50 Hz 1 min
	5 V supply, outgoing remote bus, electrically isolated from 5 V supply, incoming remote bus 500 V AC 50 Hz 1 min
	5 V supply, outgoing remote bus, electrically isolated from 7.5 V logics supply, 24 V analog supply, 24 V bus terminal module supply, 5 V logics supply branch terminal block 500 V AC 50 Hz 1 min
	5 V supply, outgoing remote bus, electrically isolated from 24 V main supply, 24 V segment supply 500 V AC 50 Hz 1 min
	5 V supply outgoing remote bus, electrically isolated from functional earth ground 500 V AC 50 Hz 1 min
	7.5 V logics supply, 24 V analog supply, 24 V bus terminal module supply, 5 V logics supply branch terminal block, electrically isolated from 5 V supply incoming remote bus 500 V AC 50 Hz 1 min
	7.5 V logics supply, 24 V analog supply, 24 V bus terminal module supply, 5 V logics supply branch terminal block, electrically isolated from 5 V supply outgoing remote bus 500 V AC 50 Hz 1 min
	7.5 V logics supply, 24 V analog supply, 24 V bus terminal module supply, 5 V logics supply branch terminal block, electrically isolated from 24 V main supply, 24 V segment supply 500 V AC 50 Hz 1 min
	7.5 V logics supply, 24 V analog supply, 24 V bus terminal module supply, 5 V logics supply branch terminal block electrically isolated from functional earth ground 500 V AC 50 Hz 1 min
	24 V main supply, 24 V segment supply, electrically isolated from 5 V supply, incoming remote bus 500 V AC 50 Hz 1 min
	24 V main supply, 24 V segment supply, electrically isolated from 5 V supply, outgoing remote bus 500 V AC 50 Hz 1 min
	24 V main supply, 24 V segment supply, electrically isolated from 7.5 V logics supply, 24 V analog supply, 24 V bus terminal module supply, 5 V logics supply branch terminal block 500 V AC 50 Hz 1 min
	24 V main supply, 24 V segment supply, electrically isolated from functional earth ground 500 V AC 50 Hz 1 min

Inline potential routing

Current consumption from U_L	0 A DC
Current consumption from U_M	0 A DC
Current consumption from U_S	0 A DC
I/O supply voltage U_{ANA}	24 V DC (nominal value)
Current consumption from U_{ANA}	29 mA
	Typ. 29 mA

Certificates / Approvals



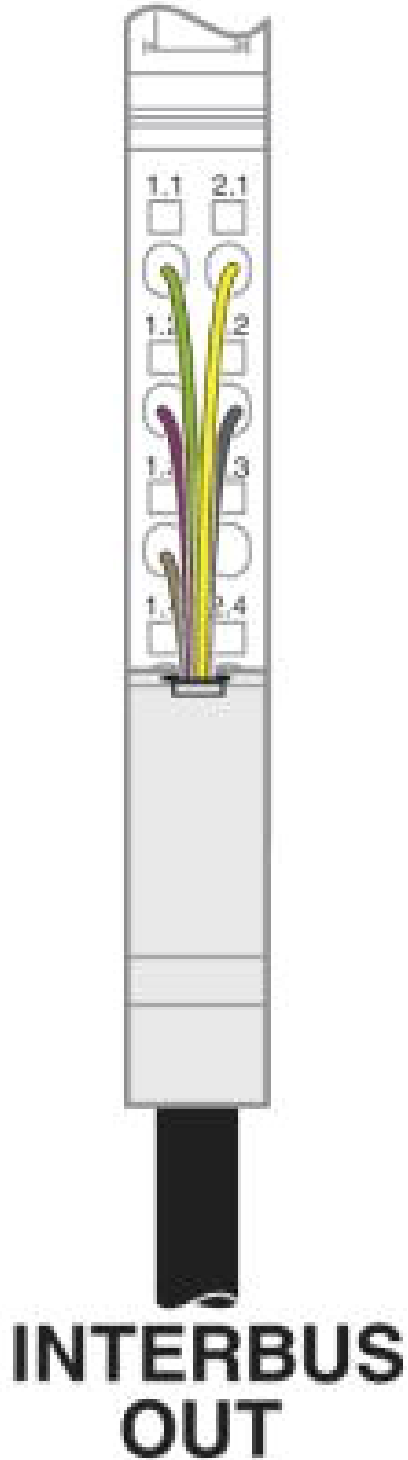
Certification ABS, BV, CUL, DNV, GL, GOST, LR, UL
Certification Ex: CUL-EX LIS, UL-EX LIS

Accessories

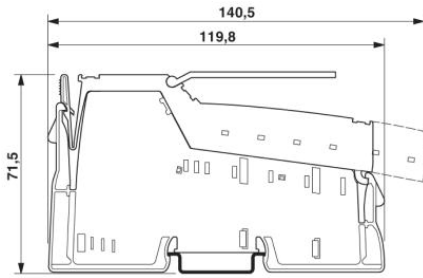
Item	Designation	Description
Marking		
0809492	ESL 62X10	Insert strip for laser printer, lettering field: 62 x 10 mm
2727501	IB IL FIELD 2	Labeling field, width: 12.2 mm
Plug/Adapter		
2726353	IB IL SCN-6 SHIELD	Inline shield connector

Diagrams/Drawings

Connection diagram



Dimensioned drawing



Address

PHOENIX CONTACT Inc., USA
586 Fulling Mill Road
Middletown, PA 17057, USA
Phone (800) 888-7388
Fax (717) 944-1625
<http://www.phoenixcon.com>



© 2011 Phoenix Contact
Technical modifications reserved;