


EIK1-SVN-24P


Order No.: 2940799



<http://eshop.phoenixcontact.de/phoenix/treeViewClick.do?UID=2940799>


Switching amplifier electronic terminal block, for inductive proximity sensors acc. to NAMUR, with light indicators for sensor signal and faults



Commercial data	
GTIN (EAN)	 4 017918 080242
sales group	G042
Pack	10 pcs.
Customs tariff	85364190
Catalog page information	Page 152 (IF-2011)

Product notes

WEEE/RoHS-compliant since:
07/05/2006



<http://www.download.phoenixcontact.com>
Please note that the data given here has been taken from the online catalog. For comprehensive information and data, please refer to the user documentation. The General Terms and Conditions of Use apply to Internet downloads.

Technical data	
Input data	
Name	Supply
Input voltage range	18.5 V DC ... 28.8 V DC (U_{VN} , see derating curve)
Max. current consumption	70 mA (at 50 mA output current)

Operating voltage display	Green LED
Type of protection	Protection against polarity reversal
Protective circuit/component	Polarity protection diode
Transmission frequency	1 kHz
Name	Control circuit
Nominal input voltage U_N	8.2 V DC $\pm 10\%$
Indication	visual short-circuit and wire break control with LED (red)
Type of protection	12 V Zener diode
Protective circuit/component	12 V Zener diode
Transmission frequency	1 kHz
Switching point	≥ 2.1 mA (In conductive state) ≤ 1.2 mA (In blocking state) 6.3 mA ... 10 mA (in the event of a short-circuit) 0 mA ... 0.35 mA (In the event of a wire break)
Switching hysteresis	Approx. 0.2 mA
Internal resistance	Approx. 1 k Ω

Output data

Name	Signal output
Output nominal voltage	≤ 100 mV (In conductive state) $U_{VN} - U_R$ (In blocking state)
Limiting continuous current	50 mA
Voltage drop at max. limiting continuous current	≤ 1.5 V (U_R)
Type of protection	36 V Zener diode as free-wheeling diode
Protective circuit/component	36 V Zener diode as free-wheeling diode

Connection data

Connection method	Screw connection
Stripping length	8 mm
Screw thread	M3
Conductor cross section solid min.	0.2 mm ²
Conductor cross section solid max.	4 mm ²
Conductor cross section stranded min.	0.2 mm ²
Conductor cross section stranded max.	2.5 mm ²
Conductor cross section AWG/kcmil min.	24
Conductor cross section AWG/kcmil max	12

General data

Width	6.2 mm
Height	80 mm
Depth	56 mm
Ambient temperature (operation)	-25 °C ... 50 °C
Ambient temperature (storage/transport)	-25 °C ... 70 °C
Mounting position	Any
Assembly instructions	In rows with zero spacing
Name	Air and creepage distances
Standards/regulations	IEC 60664
	EN 61000-6-2
	EN 61000-6-4
Pollution degree	2
Surge voltage category	III

Certificates / Approvals



Certification GOST

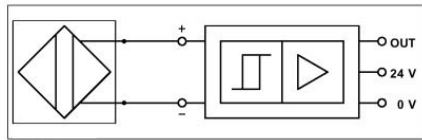
Accessories

Item	Designation	Description
Bridges		
2716648	EB 2- DIK BU	Insertion bridge, Number of positions: 2, Color: blue
2716693	EB 2- DIK RD	Insertion bridge, Number of positions: 2, Color: red
2716651	EB 3- DIK BU	Insertion bridge, Number of positions: 3, Color: blue
2716745	EB 3- DIK RD	Insertion bridge, Number of positions: 3, Color: red
2716664	EB 4- DIK BU	Insertion bridge, Number of positions: 4, Color: blue
2716758	EB 4- DIK RD	Insertion bridge, Number of positions: 4, Color: red
2716677	EB 5- DIK BU	Insertion bridge, Number of positions: 5, Color: blue
2716761	EB 5- DIK RD	Insertion bridge, Number of positions: 5, Color: red
2716680	EB 10- DIK BU	Insertion bridge, Number of positions: 10, Color: blue

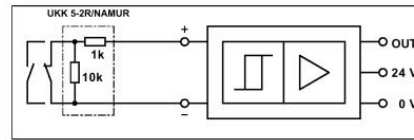
2716774	EB 10- DIK RD	Insertion bridge, Number of positions: 10, Color: red
2715940	EB 80- DIK BU	Insertion bridge, Number of positions: 80, Color: blue
2715953	EB 80- DIK RD	Insertion bridge, Number of positions: 80, Color: red
2715788	EB 80- DIK WH	Insertion bridge, Number of positions: 80, Color: white

Diagrams/Drawings

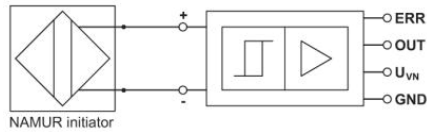
Application drawing



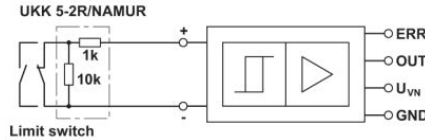
NAMUR initiator



Limit switch

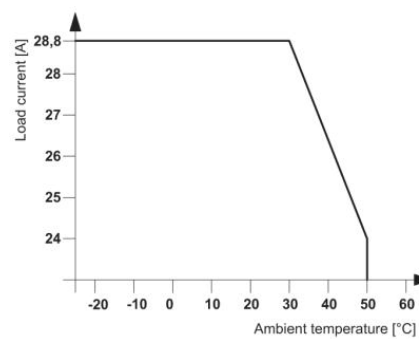
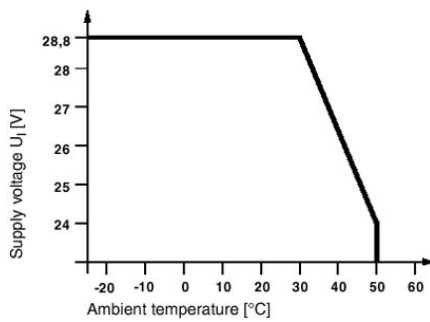


NAMUR initiator

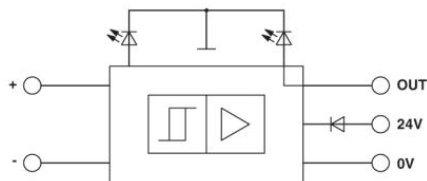


Limit switch

Diagram



Circuit diagram



Address

PHOENIX CONTACT Inc., USA
586 Fulling Mill Road
Middletown, PA 17057, USA
Phone (800) 888-7388
Fax (717) 944-1625
<http://www.phoenixcon.com>



© 2011 Phoenix Contact
Technical modifications reserved;