

FB-2SP-ET

Order No.: 2316022




<http://eshop.phoenixcontact.de/phoenix/treeViewClick.do?UID=2316022>

Device coupler for Foundation Fieldbus and PROFIBUS PA with Trunk In and Trunk Out connections (preinstalled mechanical terminator) and additional terminal connections for 2 spurs connected to fieldbus end devices.



Commercial data

GTIN (EAN)	 4 046356 298704
sales group	H681
Pack	1 pcs.
Customs tariff	85176200
Catalog page information	Page 496 (IF-2011)

<http://www.download.phoenixcontact.com>
Please note that the data given here has been taken from the online catalog. For comprehensive information and data, please refer to the user documentation. The General Terms and Conditions of Use apply to Internet downloads.

Technical data

Serial interface

Interface 1	Foundation Fieldbus and PROFIBUS PA Segment
Termination resistor	100 Ω, external removable connector included
Connection method	Pluggable COMBICON screw connection for each spur
Conductor cross section solid min.	0.2 mm ²
Conductor cross section solid max.	2.5 mm ²
Conductor cross section stranded min.	0.2 mm ²

Conductor cross section stranded max.	2.5 mm ²
Conductor cross section AWG/kcmil min.	24
Conductor cross section AWG/kcmil max	12
Interface 2	Foundation Fieldbus and PROFIBUS PA
Connection method	Pluggable screw connection
Conductor cross section solid min.	0.2 mm ²
Conductor cross section solid max.	2.5 mm ²
Conductor cross section stranded min.	0.2 mm ²
Conductor cross section stranded max.	2.5 mm ²
Conductor cross section AWG/kcmil min.	24
Conductor cross section AWG/kcmil max	12

Power supply

Supply voltage range	9 V DC ... 31 V DC (input on trunk line side)
Typical current consumption	7 mA

General data

Width	17.5 mm
Height	98.4 mm
Depth	70.4 mm
Ambient temperature (storage/transport)	-40 °C ... 85 °C
Ambient temperature (operation)	-40 °C ... 70 °C
Standards/regulations	IEC 60529, IEC 61158-2
	NE21
	EN 61326, EN 60068-2-27, EN 60068-2-6
Degree of protection	IP20
Mounting position	horizontal DIN rail NS 35, EN 60715
Net weight	75 g
Color	green
ATEX	Ex II 3 G Ex nA [nL] IIC T4 X
UL, USA / Canada	Class I, Zone 2, Group IIC T4
	Class I, Div. 2, Groups A, B, C, D, T4

Certificates / Approvals

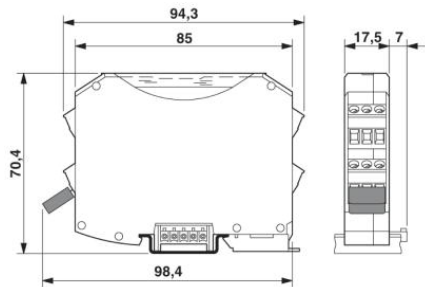
Certification Ex: CUL-EX LIS, PxC-EX, UL-EX LIS

Accessories

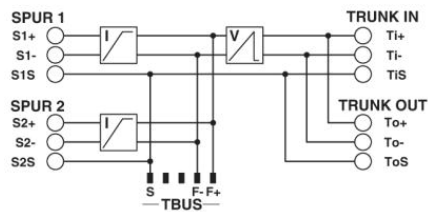
Item	Designation	Description
General		
2316035	FB-PS-25/0.36A	Isolated Foundation Fieldbus Power Supply with integrated Terminator. Multiple single channel modules can be installed using Phoenix Contacts TBUS connector system reducing wiring and installation costs.
2856126	PT 1X2+F-BE	Base element for protective plug PT with protective circuit for a 2-core floating signal circuit. Integrated gas arrester as coarse protection between GND and PE. Mounting on NS 35/7.5 und NS 35/15, housing width: 17.5 mm.
2856058	PT 1X2-24AC-ST	PT protective connector with protective circuit for a 2-wire floating signal circuit. HART-compatible.

Diagrams/Drawings

Dimensioned drawing



Circuit diagram



Connection diagram: FB-2SP-ET

Address

PHOENIX CONTACT Inc., USA
586 Fulling Mill Road
Middletown, PA 17057, USA
Phone (800) 888-7388
Fax (717) 944-1625
<http://www.phoenixcon.com>



© 2011 Phoenix Contact
Technical modifications reserved;