


MZB 1,5-RZ


Order No.: 3029635

<http://eshop.phoenixcontact.de/phoenix/treeViewClick.do?UID=3029635>

Feed-through modular terminal block, Connection method: Spring-cage connection, Number of positions: 1, Cross section: 0.14 mm² - 2.5 mm², AWG 26 - 14, Width: 5.2 mm, Height: 22 mm, Color: gray



Commercial data	
GTIN (EAN)	 4 017918 187910
sales group	A611
Pack	50 pcs.
Customs tariff	85369010
Catalog page information	Page 236 (CL1-2011)

Product notes
WEEE/RoHS-compliant since: 01/01/2003


<http://www.download.phoenixcontact.com>
Please note that the data given here has been taken from the online catalog. For comprehensive information and data, please refer to the user documentation. The General Terms and Conditions of Use apply to Internet downloads.

Technical data	
General	
Number of levels	1
Number of connections	2
Color	gray

Insulating material	PA
Inflammability class acc. to UL 94	V0

Dimensions

Width	5.2 mm
Length	32 mm
Height	22 mm

Technical data

Maximum load current	24 A (with 2.5 mm ² conductor cross section)
Rated surge voltage	8 kV
Pollution degree	3
Surge voltage category	III
Insulating material group	I
Connection in acc. with standard	IEC 60947-7-1
Nominal current I _N	17.5 A
Nominal voltage U _N	800 V
Number of positions	1

Connection data

Conductor cross section solid min.	0.14 mm ²
Conductor cross section solid max.	2.5 mm ²
Conductor cross section stranded min.	0.14 mm ²
Conductor cross section stranded max.	1.5 mm ²
Conductor cross section AWG/kcmil min.	26
Conductor cross section AWG/kcmil max	14
Conductor cross section stranded, with ferrule without plastic sleeve min.	0.14 mm ²
Conductor cross section stranded, with ferrule without plastic sleeve max.	1.5 mm ²
Conductor cross section stranded, with ferrule with plastic sleeve min.	0.14 mm ²
Conductor cross section stranded, with ferrule with plastic sleeve max.	1.5 mm ²
2 conductors with same cross section, stranded, TWIN ferrules with plastic sleeve, min.	0.5 mm ²
2 conductors with same cross section, stranded, TWIN ferrules with plastic sleeve, max.	1 mm ²
Connection method	Spring-cage connection

Stripping length	9 mm
Internal cylindrical gage	A 1

Certificates / Approvals



Certification	CUL, GOST, UL
Certification Ex:	KEMA-EX

Accessories

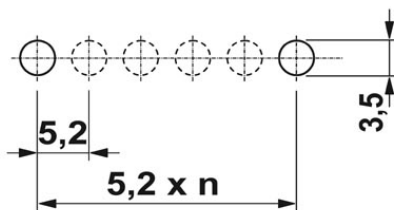
Item	Designation	Description
Assembly		
3024177	D-MZB 1,5	End cover, Length: 32 mm, Width: 4 mm, Color: gray

Tools

1204517	SZF 1-0,6X3,5	Actuation tool, for ST terminal blocks, also suitable for use as a bladed screwdriver, size: 0.6 x 3.5 x 100 mm, 2-component grip, with non-slip grip
3024287	ZFK-BW 2-5	Actuation tool, for loosening the tension spring, 2-pos.

Diagrams/Drawings

Drilling plan/solder pad geometry



Circuit diagram



Address

PHOENIX CONTACT Inc., USA
586 Fulling Mill Road
Middletown, PA 17057, USA
Phone (800) 888-7388
Fax (717) 944-1625
<http://www.phoenixcon.com>



© 2011 Phoenix Contact
Technical modifications reserved;