

IB IL 24 DI 32/HD-NPN-PAC

Order No.: 2878243


The illustration shows the product version IB IL 24 DI 32/HD-PAC



<http://eshop.phoenixcontact.de/phoenix/treeViewClick.do?UID=2878243>


Inline digital input terminal , complete with accessories (connector and labeling field), 32 inputs, 24 V DC, npn-wired, single-wire connection method



Commercial data	
GTIN (EAN)	 4 046356 048507
sales group	K411
Pack	1 pcs.
Customs tariff	85389091
Catalog page information	Page 181 (AX-2011)

Product notes

WEEE/RoHS-compliant since: 11/26/2007



<http://www.download.phoenixcontact.com>
 Please note that the data given here has been taken from the online catalog. For comprehensive information and data, please refer to the user documentation. The General Terms and Conditions of Use apply to Internet downloads.

Technical data	
General data	
Width	48.8 mm
Height	119.8 mm
Depth	71.5 mm

Note on dimensions	Housing dimensions
Weight	125 g
Note on weight specifications	Without plug
Mounting type	DIN rail
Ambient temperature (operation)	-25 °C ... 55 °C
Ambient temperature (storage/transport)	-25 °C ... 85 °C
Permissible humidity (operation)	10 % ... 95 % (according to DIN EN 61131-2)
Permissible humidity (storage/transport)	10 % ... 95 % (according to DIN EN 61131-2)
Air pressure (operation)	70 kPa ... 106 kPa (up to 3000 m above sea level)
Air pressure (storage/transport)	70 kPa ... 106 kPa (up to 3000 m above sea level)
Degree of protection	IP20
Protection class	III, IEC 61140, EN 61140, VDE 0140-1
Test section	5 V supply incoming remote bus/7.5 V supply (bus logic) 500 V AC 50 Hz 1 min
	5 V supply outgoing remote bus/7.5 V supply (bus logic) 500 V AC 50 Hz 1 min
	7.5 V supply (bus logics)/24 V supply (I/O) 500 V AC 50 Hz 1 min
	24 V supply (I/O) / functional earth ground 500 V AC 50 Hz 1 min
Diagnostics messages	No

Interface

Name	Local bus
Connection method	Inline data jumper
Transmission speed	500 kBaud

Power supply for module electronics

Supply voltage	24 V DC (via voltage jumper)
Supply voltage range	19.2 V DC ... 30 V DC (including all tolerances, including ripple)
Ripple	5%
Supply current	90 mA
Derating	No derating
Communications power U_L	7.5 V (via voltage jumper)
Current consumption	max. 90 mA (from the local bus)

Inline potential routing

Communications power U_L	7.5 V DC
Current consumption from U_L	max. 90 mA

Main circuit supply U_M	24 V DC
Current consumption from U_M	max. 8 A DC
Segment supply voltage U_S	24 V DC (nominal value)
Current consumption from U_S	0 A DC

Digital inputs

Input name	Digital inputs
Description of the input	EN 61131-2 type 1
Connection method	Spring-cage connection
	1-wire
Number of inputs	32
Typical response time	< 1 ms
Protective circuit	Short-circuit and overload protection
Input voltage	24 V DC (via voltage jumper)
Input voltage range "0" signal	-3 V DC ... 5 V DC
Input voltage range "1" signal	15 V DC ... 30 V DC
Typical input current per channel	2.8 mA

Certificates / Approvals



Certification	CUL, UL
Certification Ex:	PxC-EX

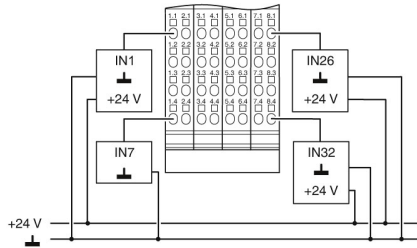
Accessories

Item	Designation	Description
General		
2860950	IB IL DI/DO 8-PLSET	Connector set
Marking		
0809492	ESL 62X10	Insert strip for laser printer, lettering field: 62 x 10 mm
0809502	ESL 62X46	Insert strip for laser printer, lettering field: 62 x 46 mm

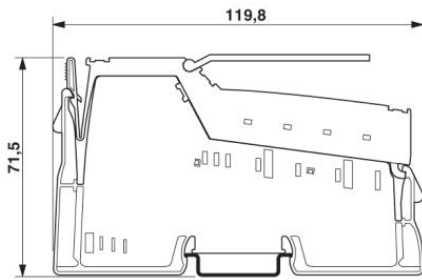
2727501	IB IL FIELD 2	Labeling field, width: 12.2 mm
2727515	IB IL FIELD 8	Labeling field, width: 48.8 mm

Diagrams/Drawings

Connection diagram



Dimensioned drawing



Address

PHOENIX CONTACT Inc., USA
586 Fulling Mill Road
Middletown, PA 17057, USA
Phone (800) 888-7388
Fax (717) 944-1625
<http://www.phoenixcon.com>



© 2011 Phoenix Contact
Technical modifications reserved;