



RV 4 (2,4X0,8)L

Order No.: 3190014




<http://eshop.phoenixcontact.de/phoenix/treeViewClick.do?UID=3190014>

Marshalling distributors, Nom. voltage: 250 V, Nominal current: 6 A, Cross section: 0.22 mm² - 0.56 mm², AWG: 20 - 24, Connection type: Special and hybrid connection, Width: 7.6 mm, Length: 103 mm, Color: gray, Assembly: NS 35/7.5, NS 35/15

Commercial data	
GTIN (EAN)	 4 017918 093051
sales group	A302
Pack	20 pcs.
Customs tariff	85369010
Catalog page information	Page 352 (CL-2005)

Product notes

WEEE/RoHS-compliant since:
01/01/2003



<http://www.download.phoenixcontact.com>
Please note that the data given here has been taken from the online catalog. For comprehensive information and data, please refer to the user documentation. The General Terms and Conditions of Use apply to Internet downloads.

Technical data	
General	
Number of levels	1
Number of connections	2
Color	gray

Insulating material	PA
Inflammability class acc. to UL 94	V2

Dimensions

Width	7.6 mm
Length	103 mm
Height NS 35/7.5	61 mm
Height NS 35/15	68.5 mm
Height NS 32	66 mm

Technical data

Rated surge voltage	4 kV
Pollution degree	3
Surge voltage category	III
Insulating material group	I
Nominal current I_N	6 A
Nominal voltage U_N	250 V

Connection data

Conductor cross section solid min.	0.22 mm ²
Conductor cross section solid max.	0.56 mm ²
Conductor cross section stranded min.	0.22 mm ²
Conductor cross section stranded max.	0.56 mm ²
Conductor cross section AWG/kcmil min.	24
Conductor cross section AWG/kcmil max	20
Connection method	Special and hybrid connection
TERMI-POINT pin dimensions	2.4 x 0.8 mm
Position of the TERMI-POINT pin	vertical

Certificates / Approvals



Certification

GOST

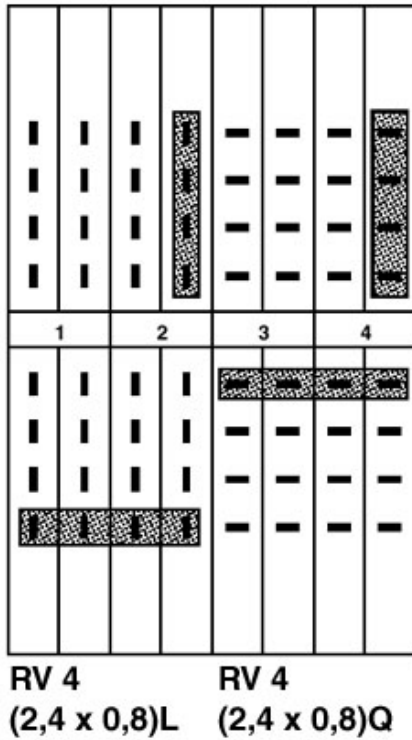
Accessories

Item	Designation	Description
Assembly		
3022218	CLIPFIX 35	Snap-on end bracket, for 35 mm NS 35/7.5 or NS 35/15 DIN rail, can be fitted with Zack strip ZB 8 and ZB 8/27, terminal strip marker KLM 2 and KLM, width: 9.5 mm, color: gray
3190027	D-RV 4 GY	End cover, Length: 103 mm, Width: 7.6 mm, Color: gray
3190221	D-RV 4 YE	End cover, Length: 103 mm, Width: 7.6 mm, Color: yellow
1201413	E/UK 1	End clamps, for supporting the ends of double-level and three-level terminal blocks, width: 10 mm, color: gray
1201028	NS 32 AL UNPERF 2000MM	G rail 32 mm (NS 32)
1201280	NS 32 CU/120QMM UNPERF 2000MM	G-profile DIN rail, deep-drawn, material: Copper, unperforated, height 15 mm, width 32 mm, length 2 m
1201358	NS 32 CU/35QMM UNPERF 2000MM	G-profile DIN rail, material: Copper, unperforated, height 15 mm, width 32 mm, length 2 m
1201002	NS 32 PERF 2000MM	G-profile DIN rail, material: Steel, perforated, height 15 mm, width 32 mm, length 2 m
1201015	NS 32 UNPERF 2000MM	G-profile DIN rail, material: Steel, unperforated, height 15 mm, width 32 mm, length 2 m
0801762	NS 35/ 7,5 CU UNPERF 2000MM	DIN rail, material: Copper, unperforated, height 7.5 mm, width 35 mm, length: 2 m
0801733	NS 35/ 7,5 PERF 2000MM	DIN rail, material: Steel, galvanized and passivated with a thick layer, perforated, height 7.5 mm, width 35 mm, length: 2 m
0801681	NS 35/ 7,5 UNPERF 2000MM	DIN rail, material: Steel, unperforated, height 7.5 mm, width 35 mm, length: 2 m
Marking		
1007222	SBS 6:UNBEDRUCKT	Marker cards for modular terminal blocks, color: white
1050509	ZB 7,62:SO/CMS	Zack strip, 10-section, divisible, special printing, marking according to customer requirements
Plug/Adapter		
3190124	STG 1-RV/L	Connector housing, Number of positions: 1, Color: gray
3190137	STG 2-RV/L	Connector housing, Number of positions: 2
3190247	STG 2-RV/Q	Connector housing, Number of positions: 2, Color: black
3190195	STG 8-RV/L	Connector housing, Number of positions: 8
3190302	STG 8-RV/Q	Connector housing, Number of positions: 8
3190205	STG 10-RV/L	Connector housing, Number of positions: 10
3190438	STG-MTN 0,5-1,0	Module female contact, is inserted into the plug housing MSTBC after crimping the conductor, for conductors from 0.5 to 1.0 mm ²

3193147	STGZ 1 BK	Strain relief, for 8-pos. connector shells STG, with double-sided coupling spring
3193134	STGZ BK	Strain relief, Color: black

Diagrams/Drawings

Circuit diagram



Address

PHOENIX CONTACT Inc., USA
586 Fulling Mill Road
Middletown, PA 17057, USA
Phone (800) 888-7388
Fax (717) 944-1625
<http://www.phoenixcon.com>



© 2011 Phoenix Contact
Technical modifications reserved;