


MC 1,5/ 9-G-3,81 THT-R56

Order No.: 1943823




<http://eshop.phoenixcontact.de/phoenix/treeViewClick.do?UID=1943823>

Header, Nominal current: 8 A, Rated voltage (III/2): 160 V, Number of positions: 9, Pitch: 3.81 mm, Color: black, Assembly: Taped SMD/THT/THR components, User information and design recommendations on through hole reflow technology can be found at: <http://www.combicon.com>

Commercial data	
GTIN (EAN)	
Note	Made-to-order
sales group	E171
Pack	470 pcs.
Customs tariff	85366990
Catalog page information	Page 162 (CC-2009)

Product notes

WEEE/RoHS-compliant since: 01/01/2003



<http://www.download.phoenixcontact.com>
 Please note that the data given here has been taken from the online catalog. For comprehensive information and data, please refer to the user documentation. The General Terms and Conditions of Use apply to Internet downloads.

Technical data	
Dimensions / positions	
Length	9.2 mm
Pitch	3.81 mm

Dimension a	30.48 mm
Number of positions	9
Pin dimensions	0,8 x 0,8 mm
Hole diameter	1.4 mm

Technical data

Range of articles	MC 1,5/..-G-THT
Insulating material group	IIIa
Rated surge voltage (III/3)	2.5 kV
Rated surge voltage (III/2)	2.5 kV
Rated surge voltage (II/2)	2.5 kV
Rated voltage (III/2)	160 V
Rated voltage (II/2)	250 V
Connection in acc. with standard	EN-VDE
Nominal current I_N	8 A
Nominal voltage U_N	160 V
Maximum load current	8 A (per position)
Insulating material	PA-GF
Inflammability class acc. to UL 94	V0
Color	Black
Nominal voltage, UL/CUL Use Group B	300 V
Nominal current, UL/CUL Use Group B	8 A
Nominal voltage, UL/CUL Use Group D	300 V
Nominal current, UL/CUL Use Group D	8 A

Certificates / Approvals

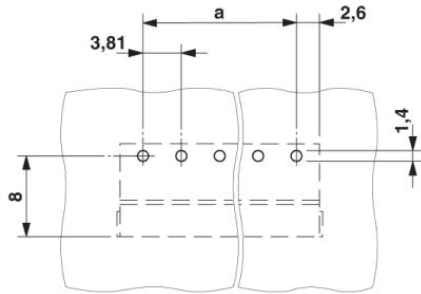


Certification

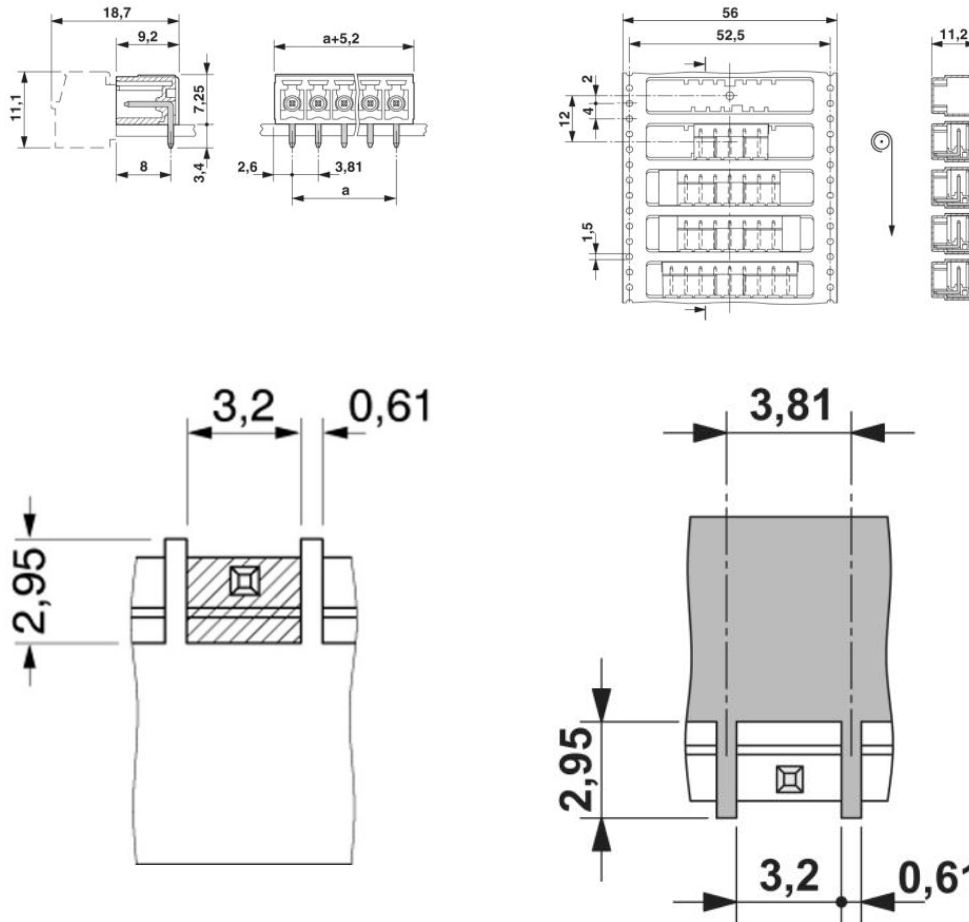
CB, CUL, GOST, UL, VDE-PZI

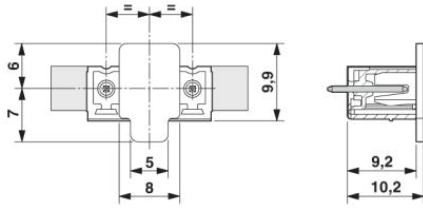
Diagrams/Drawings

Drilling plan/solder pad geometry



Dimensioned drawing





Address

PHOENIX CONTACT Inc., USA
586 Fulling Mill Road
Middletown, PA 17057, USA
Phone (800) 888-7388
Fax (717) 944-1625
<http://www.phoenixcon.com>



© 2011 Phoenix Contact
Technical modifications reserved;