


PST 1,0/ 2-3,5 R24

Order No.: 1720233




<http://eshop.phoenixcontact.de/phoenix/treeViewClick.do?UID=1720233>

Header, Nominal current: 8 A, Rated voltage (III/2): 250 V, Number of positions: 2, Pitch: 3.5 mm, Color: black, Assembly: Taped SMD/THT/THR components, Voltage and current depend on the plug-in terminal block used.

Commercial data	
GTIN (EAN)	
sales group	E431
Pack	330 pcs.
Customs tariff	85366990
Catalog page information	Page 537 (CC-2011)

Product notes

WEEE/RoHS-compliant since: 12/14/2005



<http://www.download.phoenixcontact.com>
Please note that the data given here has been taken from the online catalog. For comprehensive information and data, please refer to the user documentation. The General Terms and Conditions of Use apply to Internet downloads.

Technical data	
Dimensions / positions	
Length	2.8 mm
Pitch	3.5 mm
Dimension a	3.5 mm

Number of positions	2
Pin dimensions	1 mm
Pin spacing	3.50 mm
Hole diameter	1.2 mm

Technical data

Range of articles	PST 1,0/..-V
Insulating material group	IIIa
Rated surge voltage (III/3)	2.5 kV
Rated surge voltage (III/2)	2.5 kV
Rated surge voltage (II/2)	2.5 kV
Rated voltage (III/2)	250 V
Rated voltage (II/2)	250 V
Connection in acc. with standard	EN-VDE
Nominal current I_N	8 A (depends on the plug used)
Nominal voltage U_N	160 V
Maximum load current	8 A (depends on the plug used)
Insulating material	PA
Inflammability class acc. to UL 94	V0
Color	Black
Nominal voltage, UL/CUL Use Group B	300 V
Nominal current, UL/CUL Use Group B	10 A

Certificates / Approvals

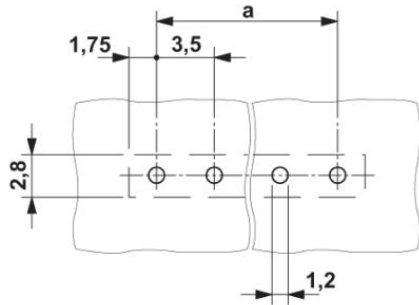


Certification

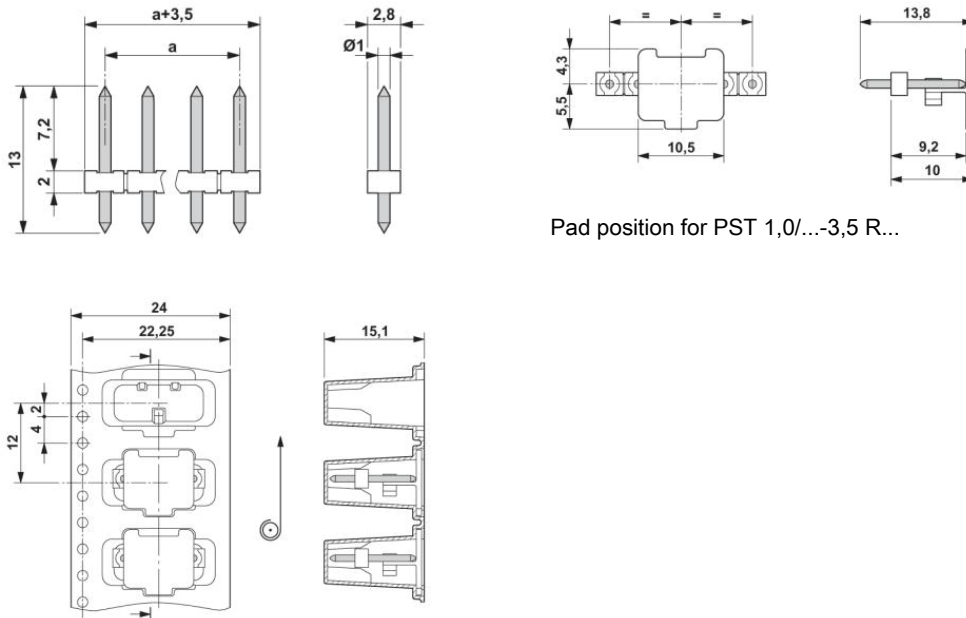
CCA, CUL, GOST, SEV, UL

Diagrams/Drawings

Drilling plan/solder pad geometry



Dimensioned drawing



Pad position for PST 1,0/...-3,5 R...

Address

PHOENIX CONTACT Inc., USA
586 Fulling Mill Road
Middletown, PA 17057, USA
Phone (800) 888-7388
Fax (717) 944-1625
<http://www.phoenixcon.com>



© 2011 Phoenix Contact
Technical modifications reserved;