


FK-MPT 0,5/14-IC-3,5

Order No.: 1905463


The illustration shows a 15-position version



<http://eshop.phoenixcontact.de/phoenix/treeViewClick.do?UID=1905463>

Header, Nominal current: 3 A, Rated voltage (III/2): 250 V, Number of positions: 14, Pitch: 3.5 mm, Color: black, Assembly: Soldering, The touch-protected basic strip, serves to accommodate the FK-MPT 0,5 PCB terminal block.

Commercial data

GTIN (EAN)	 4 017918 179380
Note	Made-to-order
sales group	E431
Pack	50 pcs.
Customs tariff	85366990

Product notes

WEEE/RoHS-compliant since:
01/01/2003



<http://www.download.phoenixcontact.com>
Please note that the data given here has been taken from the online catalog. For comprehensive information and data, please refer to the user documentation. The General Terms and Conditions of Use apply to Internet downloads.

Technical data

Dimensions / positions

Length	8.8 mm
Pitch	3.5 mm
Dimension a	45.5 mm
Number of positions	14

Pin dimensions	0,3 x 0,9 mm
Pin spacing	3.50 mm
Hole diameter	1 mm

Technical data

Range of articles	FK-MPT 0,5/..-IC
Insulating material group	IIIa
Rated surge voltage (III/3)	2.5 kV
Rated surge voltage (III/2)	2.5 kV
Rated surge voltage (II/2)	2.5 kV
Rated voltage (III/2)	250 V
Rated voltage (II/2)	250 V
Connection in acc. with standard	EN-VDE
Nominal current I_N	3 A
Nominal voltage U_N	160 V
Maximum load current	3 A
Insulating material	PA
Inflammability class acc. to UL 94	V0
Color	Green
Nominal voltage, UL/CUL Use Group B	300 V
Nominal current, UL/CUL Use Group B	4 A
Nominal voltage, UL/CUL Use Group D	300 V
Nominal current, UL/CUL Use Group D	4 A

Certificates / Approvals



Certification

CUL, GOST, UL

Additional products

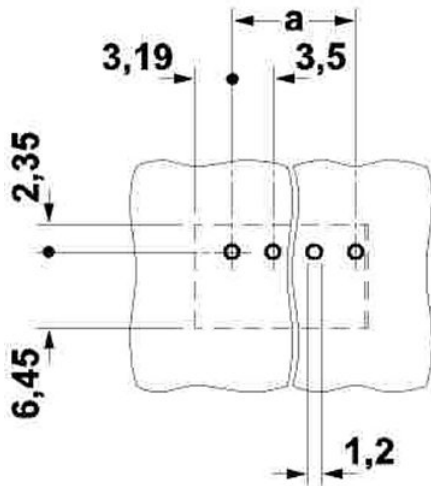
Item	Designation	Description
------	-------------	-------------

General

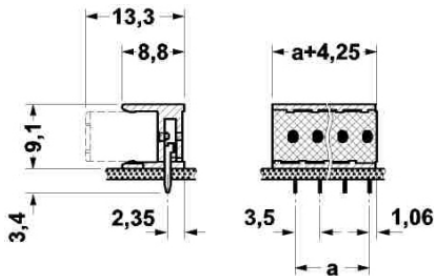
1891182	FK-MPT 0,5/14-3,5	PC terminal block, Nominal current: 4 A, Nom. voltage: 250 V, Pitch: 3.5 mm, Number of positions: 14, Connection method: Spring-cage conn., Mounting: Soldering, Conductor/PCB connection direction: 90 °, Color: green
---------	-------------------	---

Diagrams/Drawings

Drilling plan/solder pad geometry



Dimensioned drawing



Address

PHOENIX CONTACT Inc., USA
586 Fulling Mill Road
Middletown, PA 17057, USA
Phone (800) 888-7388
Fax (717) 944-1625
<http://www.phoenixcon.com>



© 2011 Phoenix Contact
Technical modifications reserved;