


# PLC-OSC- 24DC/300DC/ 1

Order No.: 2980678

The illustration shows the version PLC-OSC-24DC/300DC/1



<http://eshop.phoenixcontact.de/phoenix/treeViewClick.do?UID=2980678>

PLC relay, integrated optocoupler, with screw connection, for mounting on DIN rail NS 35/7.5, input: 24 V DC, output: 12-300 V DC/1 A

Commercial data	
EAN	4046356051415
Pack	10 pcs.
Customs tariff	85364900
Weight/Piece	0.03737 KG
Catalog page information	Page 88 (IF-2007)

#### Product notes

WEEE/RoHS-compliant since:  
04/23/2007



<http://www.download.phoenixcontact.com>  
Please note that the data given here has been taken from the online catalog. For comprehensive information and data, please refer to the user documentation. The General Terms and Conditions of Use apply to Internet downloads.

Technical data	
<b>Input data</b>	
Nominal input voltage $U_N$	24 V DC
Input voltage range in reference to $U_N$	0.8 ... 1.2
Switching threshold "0" signal in reference to $U_N$	$\leq 0.4$

Switching threshold "1" signal in reference to $U_N$	$\geq 0.8$
Typical input current at $U_N$	8 mA
Typical response time	0.3 ms
Typical turn-off time	0.7 ms
Operating voltage display	Yellow LED
Name of protection	Polarity protection Surge protection
Protective circuit/component	Polarity protection diode Varistor
Transmission frequency	50 Hz

#### Output data

Name	Output data
Output nominal voltage range	12 V DC ... 300 V DC (Partition plate PLC-ATP must be installed for voltages larger than 250 V (L1, L2, L3) between identical terminal points in adjacent modules. Potential bridging is then carried out with FBST 8-PLC... or ...FBST 500...)
Limiting continuous current	1 A (see derating curve)
Voltage drop at max. limiting continuous current	< 500 mV
Name of protection	Polarity protection Surge protection
Protective circuit/component	Polarity protection diode Varistor

#### Connection data

Type of connection	Screw connection
Stripping length	8 mm
Screw thread	M3
Conductor cross section solid min.	0.14 mm <sup>2</sup>
Conductor cross section solid max.	2.5 mm <sup>2</sup>
Conductor cross section stranded min.	0.14 mm <sup>2</sup>
Conductor cross section stranded max.	2.5 mm <sup>2</sup>
Conductor cross section AWG/kcmil min.	26
Conductor cross section AWG/kcmil max	14

#### General data

Length	80 mm
Width	6.2 mm

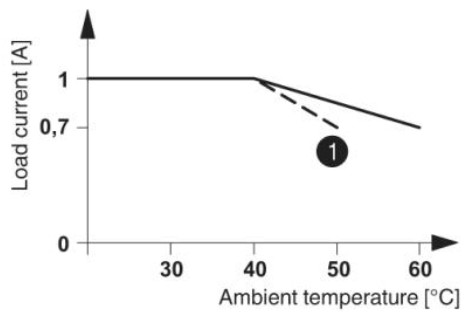
Height	86 mm
Ambient temperature (operation)	-25 °C ... 60 °C
Ambient temperature (storage/transport)	-40 °C ... 85 °C
Mounting position	Any
Assembly instructions	In rows with zero spacing
Operating mode	100% operating factor
Inflammability class in acc. with UL 94 (housing)	V0
Pollution degree	2
Surge voltage category	III

### Certificates / Approvals

Certifications applied for: UL / CUL / GL

### Drawings

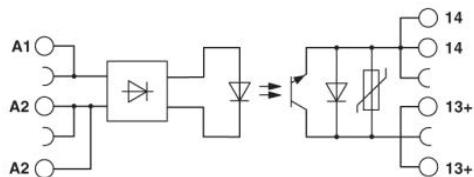
#### Diagram



The illustration shows the derating curve for PLC-...300DC/1

① For input voltages of 220 V DC and 230 V DC

#### Circuit diagram



**Address**

PHOENIX CONTACT Inc., USA  
586 Fulling Mill Road  
Middletown, PA 17057, USA  
Phone (800) 888-7388  
Fax (717) 944-1625  
<http://www.phoenixcon.com>



© 2009 Phoenix Contact  
Technical modifications reserved;