

PI-EX-NAM/TO


Order No.: 2835574



<http://eshop.phoenixcontact.de/phoenix/treeViewClick.do?UID=2835574>


Ex-i binary input: NAMUR isolation amplifiers. For operating proximity sensors and switches in Ex areas. The binary signals are transmitted to a safe area. Transistor output (active), line fault detection. Electrical isolation.



Commercial data	
GTIN (EAN)	4  017918 894863
Note	Made-to-order
sales group	H703
Pack	1 pcs.
Customs tariff	85437090
Catalog page information	Page 461 (IF-2009)

Product notes

WEEE/RoHS-compliant since:
11/21/2006



<http://www.download.phoenixcontact.com>
Please note that the data given here has been taken from the online catalog. For comprehensive information and data, please refer to the user documentation. The General Terms and Conditions of Use apply to Internet downloads.

Technical data	
Input data	
Non-load voltage	8.2 V DC $\pm 10\%$
Switching points (attenuated)	< 1.2 mA (blocking)
Switching points (unattenuated)	> 2.1 mA (conductive)

Output data

Switching output	Transistor output, active, pnp
Configurable/programmable	Can be inverted via slide switch
Switching current	100 mA (short-circuit resistant)

Power supply

Supply voltage range	20 V DC ... 30 V DC
Max. current consumption	25 mA
Power consumption	max. 0.6 W (24 V)

General data

No. of channels	1
Ambient temperature (operation)	-20 °C ... 60 °C (See data sheet)
Ambient temperature (storage/transport)	-40 °C ... 85 °C
Status display	Green LED (supply voltage) Yellow LED (status display) Red LED (line errors)
Width	12.4 mm
Height	145 mm
Depth	147 mm
Inflammability class acc. to UL 94	V0
Standards/regulations	NAMUR recommendation NE 21
Housing material	PBT and polyamide PA non-reinforced
Degree of protection	IP20
Color	green
Electrical isolation input / output	375 V (Peak value as per EN 50020 / EN 60079-11)
Electrical isolation input / supply	375 V (Peak value as per EN 50020 / EN 60079-11)
Conformance	CE-compliant
ATEX	Ex II (1) GD [EEx ia] IIC Ex II 3 G Ex nA II T4 X
UL, USA / Canada	UL applied for

Safety data

Max. voltage U_o	10.6 V
Max. current I_o	33 mA
Max. power P_o	86 mW
Gas group	II A

Max. external inductivity L_o	230 mH
Max. external capacity C_o	72 μ F
Gas group	II B
Max. external inductivity L_o	110 mH
Max. external capacity C_o	16.2 μ F
Gas group	II C
Max. external inductivity L_o	30 mH
Max. external capacity C_o	2.3 μ F
Safety-related maximum voltage U_m	250 V AC

Certificates / Approvals



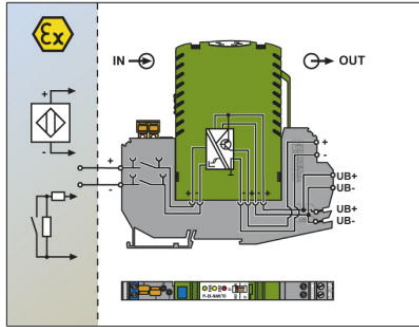
Certification	GOST
Certification Ex:	KEMA-EX, PxC-EX

Additional products

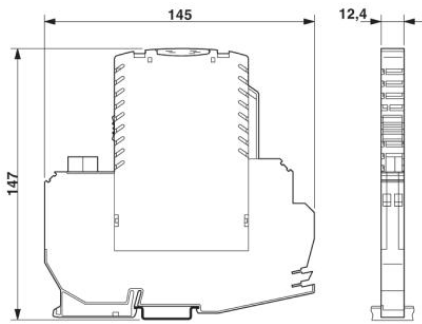
Item	Designation	Description
General		
2835325	PI-EX-ES-1/3	Ex basic terminal block, with three terminal points to the field level (Ex area)
2835901	PI-EX-TB	Ex base terminal block for intrinsically safe signals with knife disconnection and test connections
2858386	TT-PI-EX-TB	Intrinsically safe basic terminal block with isolating connector, test connections and surge protection, for mounting on NS 35/7.5

Diagrams/Drawings

Block diagram



Dimensioned drawing



Address

PHOENIX CONTACT Inc., USA
586 Fulling Mill Road
Middletown, PA 17057, USA
Phone (800) 888-7388
Fax (717) 944-1625
<http://www.phoenixcon.com>



© 2011 Phoenix Contact
Technical modifications reserved;